

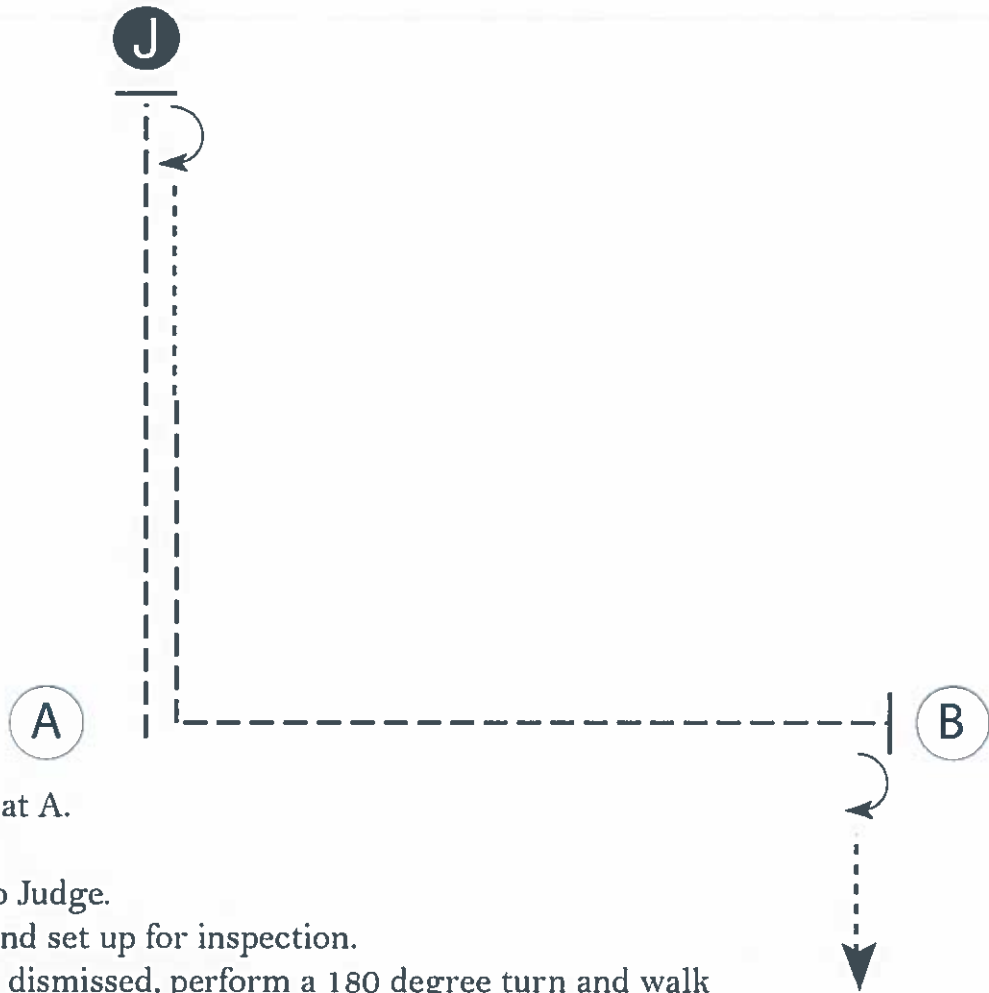
P.J.C 2022  
**Showmanship (Small Fry)**

SATURDAY

Show Date:

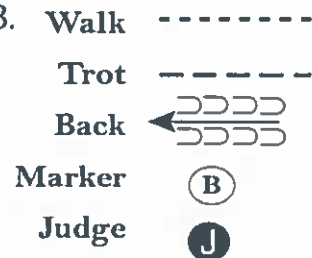
www.HorseShowPatterns.com

www.HorseShowPatterns.com



Be ready at A.

1. Trot to Judge.
2. Stop and set up for inspection.
3. When dismissed, perform a 180 degree turn and walk approximately two horse lengths.
4. Trot to A and trot a square corner. Continue to trot to B.
5. Stop and perform a 90 degree turn.
6. Walk to exit.



[S/WT-109]

Pattern Provided by:

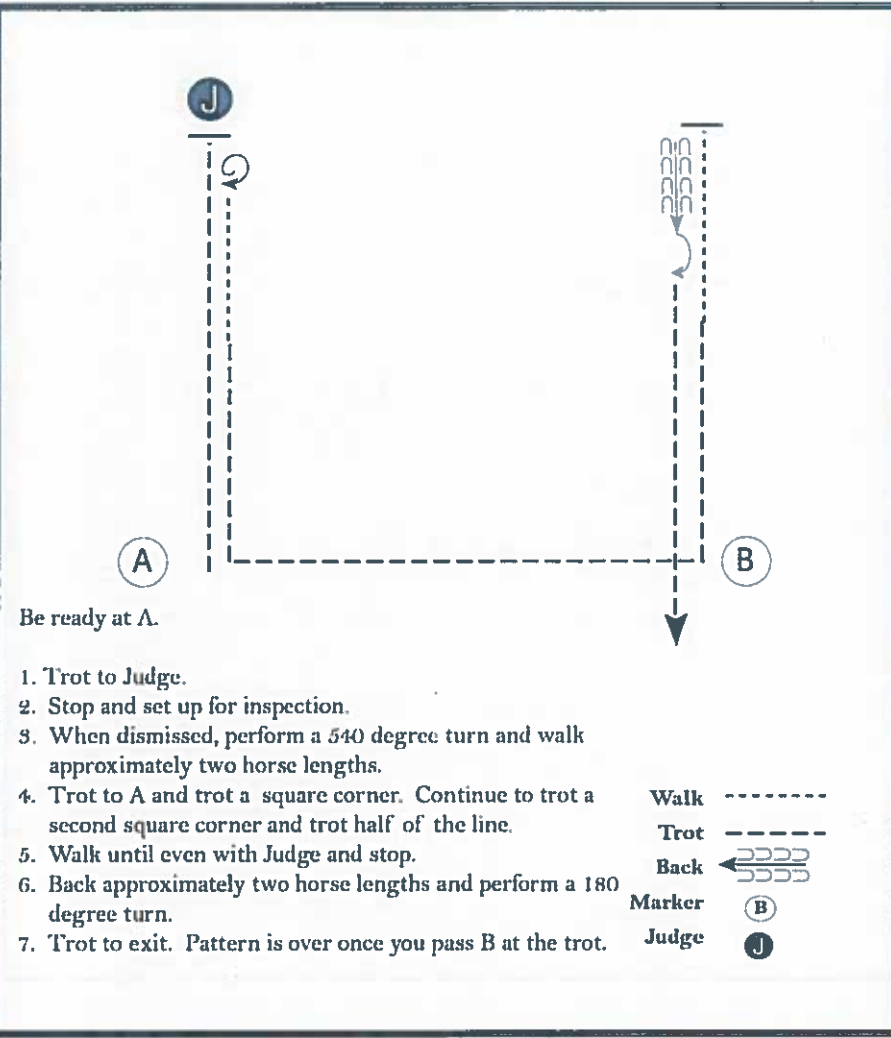
Saturday  
2024 PJC

Showmanship (Youth, Amateur, Select)

Show Date:

www.HorseShowPatterns.com

www.HorseShowPatterns.com



Be ready at A.

1. Trot to Judge.
2. Stop and set up for inspection.
3. When dismissed, perform a 540 degree turn and walk approximately two horse lengths.
4. Trot to A and trot a square corner. Continue to trot a second square corner and trot half of the line.
5. Walk until even with Judge and stop.
6. Back approximately two horse lengths and perform a 180 degree turn.
7. Trot to exit. Pattern is over once you pass B at the trot.

- Walk -----
- Trot -----
- Back ← uuuuu
- Marker (B)
- Judge (J)

[S/3-109]

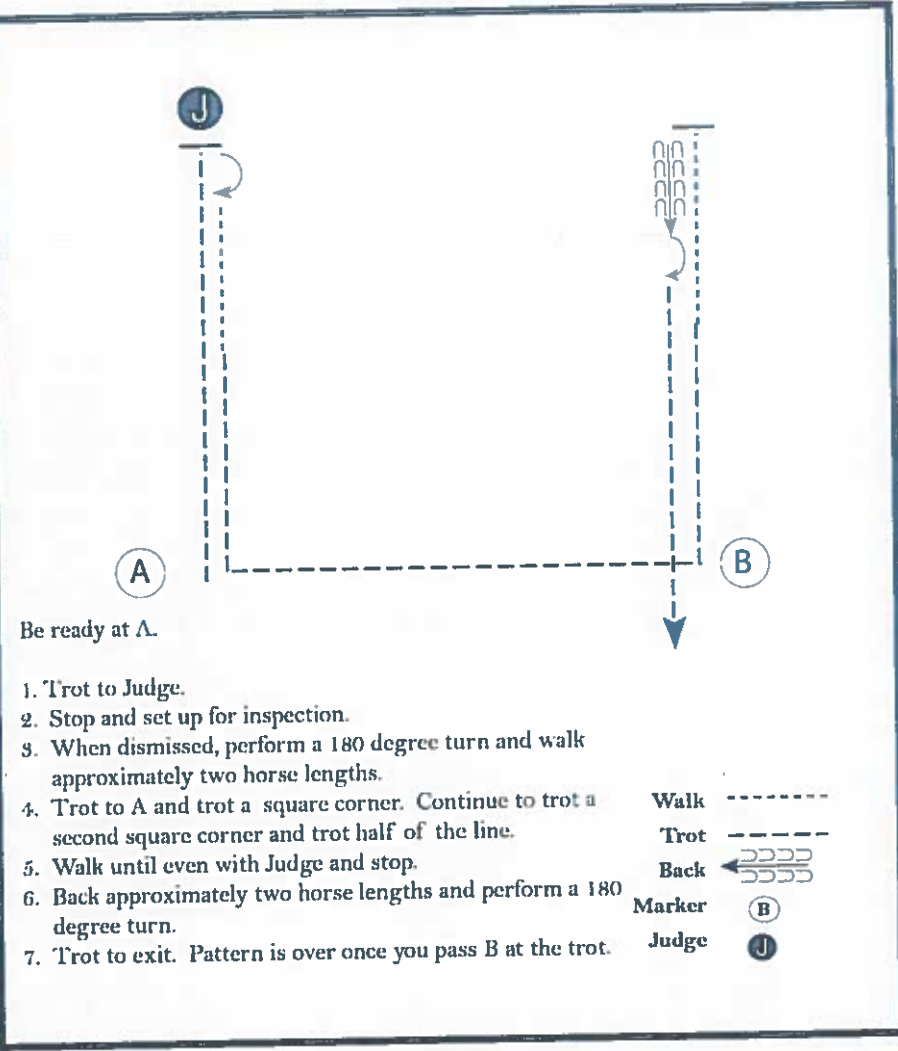
Pattern Provided by:

SATURDAY  
2022 PGC  
Showmanship (All Level 1)

Show Date:

WWW.HORSESHOWPATTERNS.COM

WWW.HORSESHOWPATTERNS.COM



Be ready at A.

1. Trot to Judge.
2. Stop and set up for inspection.
3. When dismissed, perform a 180 degree turn and walk approximately two horse lengths.
4. Trot to A and trot a square corner. Continue to trot a second square corner and trot half of the line.
5. Walk until even with Judge and stop.
6. Back approximately two horse lengths and perform a 180 degree turn.
7. Trot to exit. Pattern is over once you pass B at the trot.

- Walk -----
- Trot -----
- Back ←-----
- Marker ○ B
- Judge ○ J

[S/2-109]

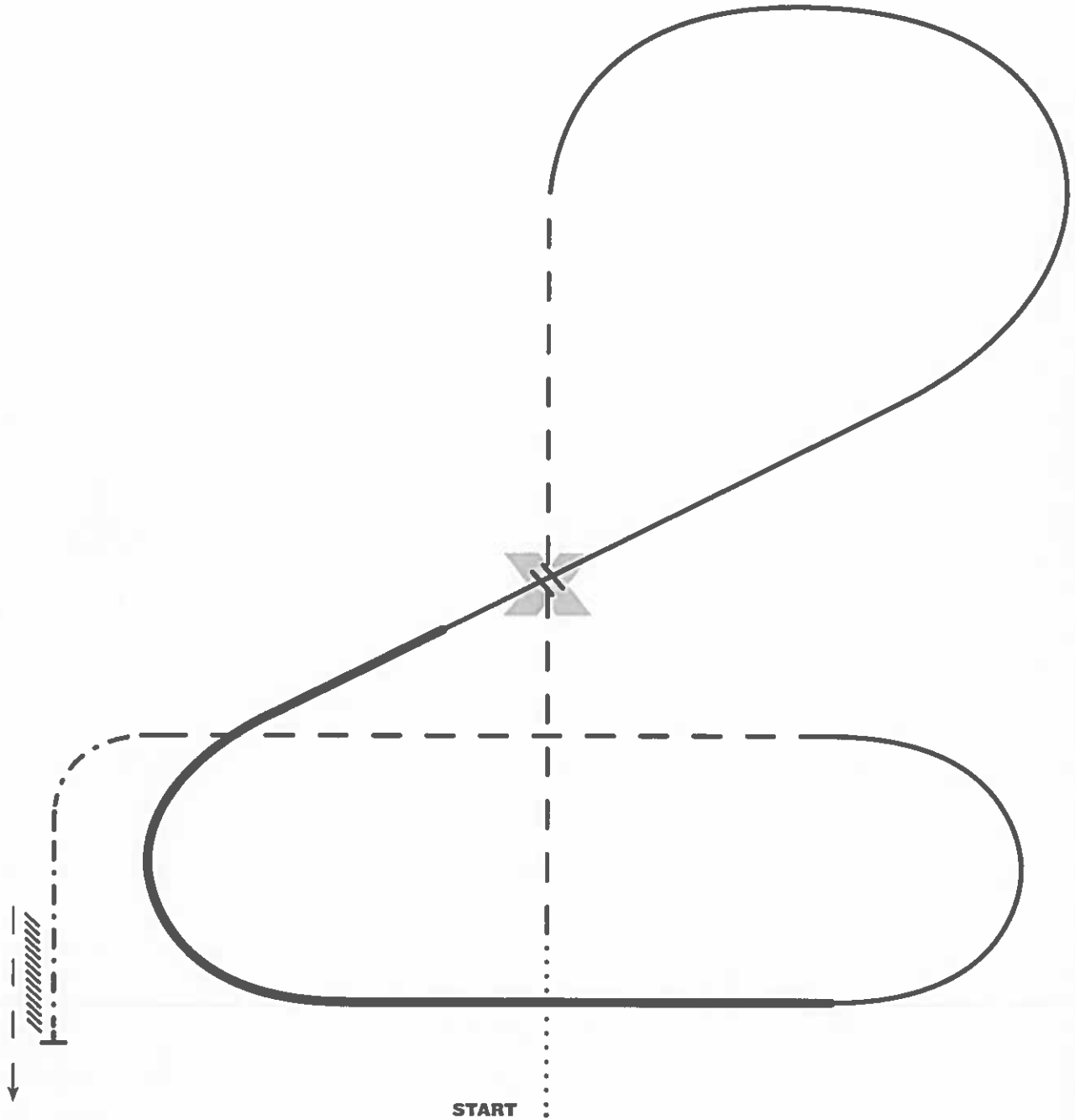
Pattern Provided by:

SAT.

# Hunt Seat Equitation

All Equitation classes

X = Center of Arena



1. From gate, walk into arena, posting trot right diagonal, at X, change diagonal
2. Before end of arena, canter right lead and continue around corner and across diagonal
3. At X, change leads (simple or flying)
4. Continuing across the diagonal, move into the hand gallop and continue around end of the arena, collect, as shown
5. Posting trot right diagonal
6. Before corner, sitting trot, halt
7. Back, pattern is complete, exit at a walk or trot

DJC

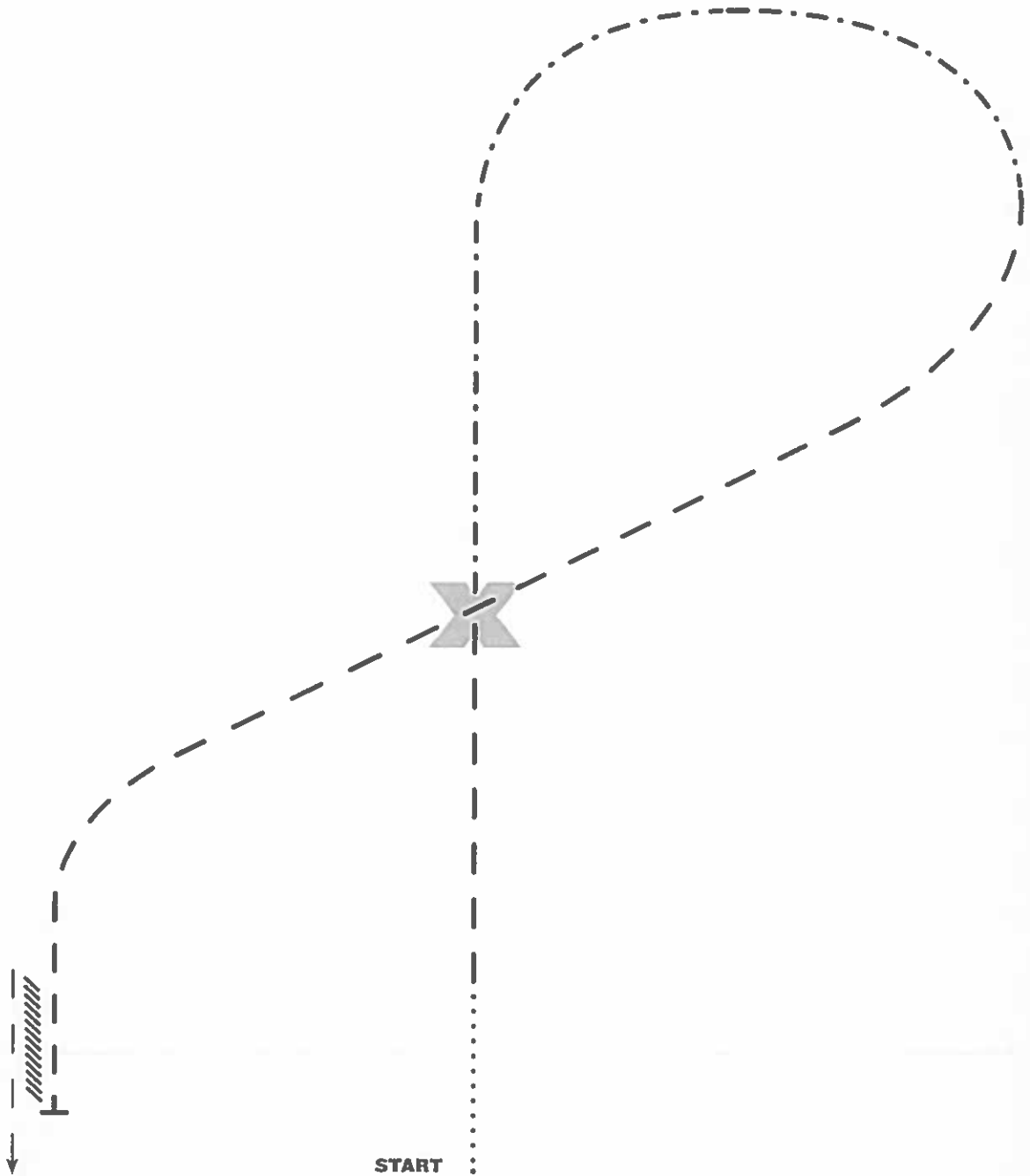
# Hunt Seat Equitation

S/F

WALK/TROT,

X = Center of Arena

SATURDAY



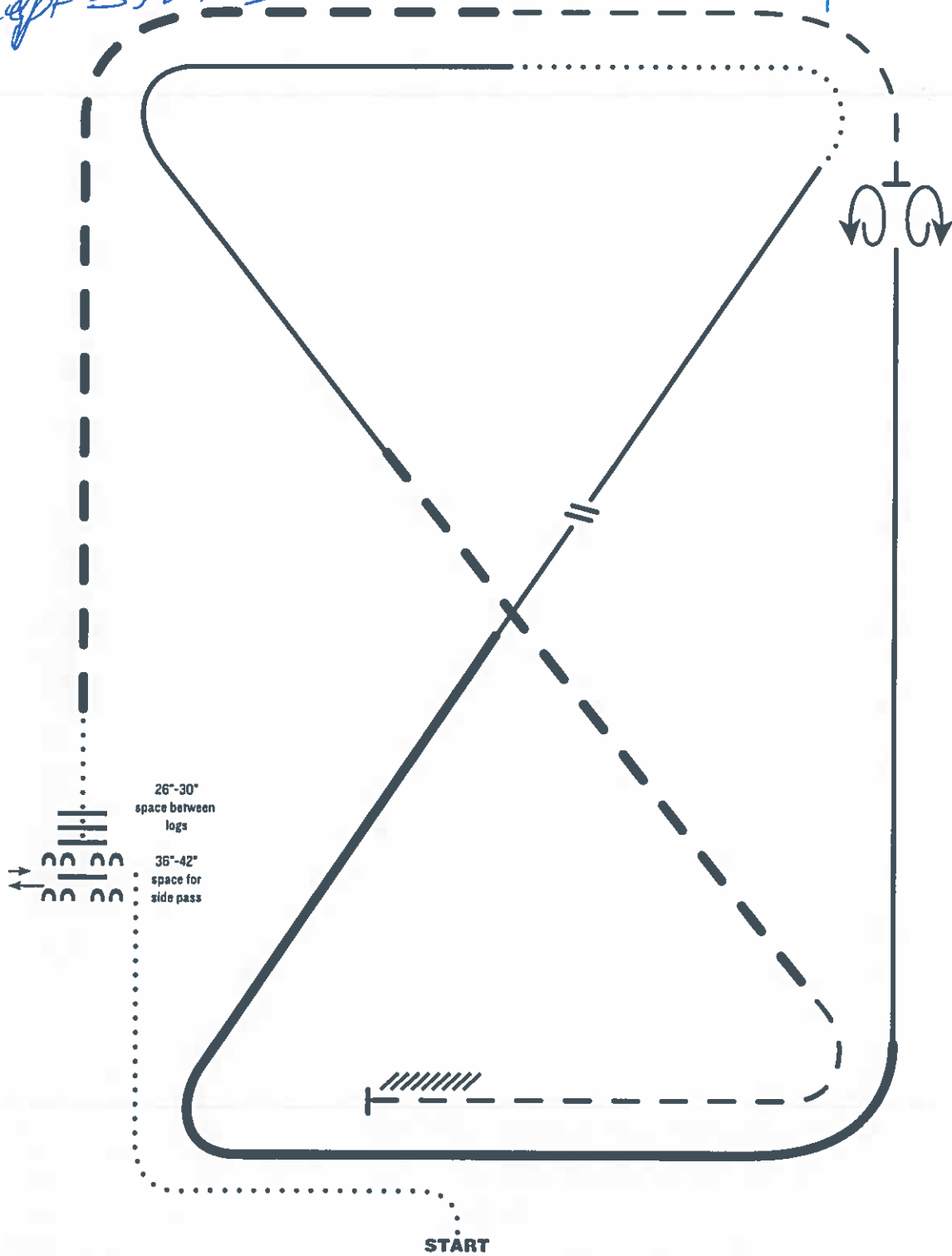
1. From gate, walk into arena, posting trot right diagonal
2. At X, sitting trot, continue down centerline and around corner
3. Continue across diagonal, posting trot left diagonal
4. At X, change diagonals and continue as shown
5. Halt
6. Back, pattern is complete, exit at a walk or trot

P.J.C.

# Ranch Riding

PJC 2022  
All RR  
Except stakes

SATURDAY



1. Walk
2. Side pass left across first log, side pass 1/2 way to right
3. Walk over logs
4. Extended trot
5. Trot
6. Stop, 360 turn each direction (either direction 1st) (L-R or R-L)
7. Lope right lead
8. Extended lope right lead

9. Collect lope, change leads (simple or flying), continue lope left lead
10. Walk
11. Lope left lead
12. Extended trot
13. Trot
14. Stop and back

Note: The drawn description of this pattern is only intended for the general depiction of the pattern. Exhibitors should utilize the arena space to best exhibit their horses.

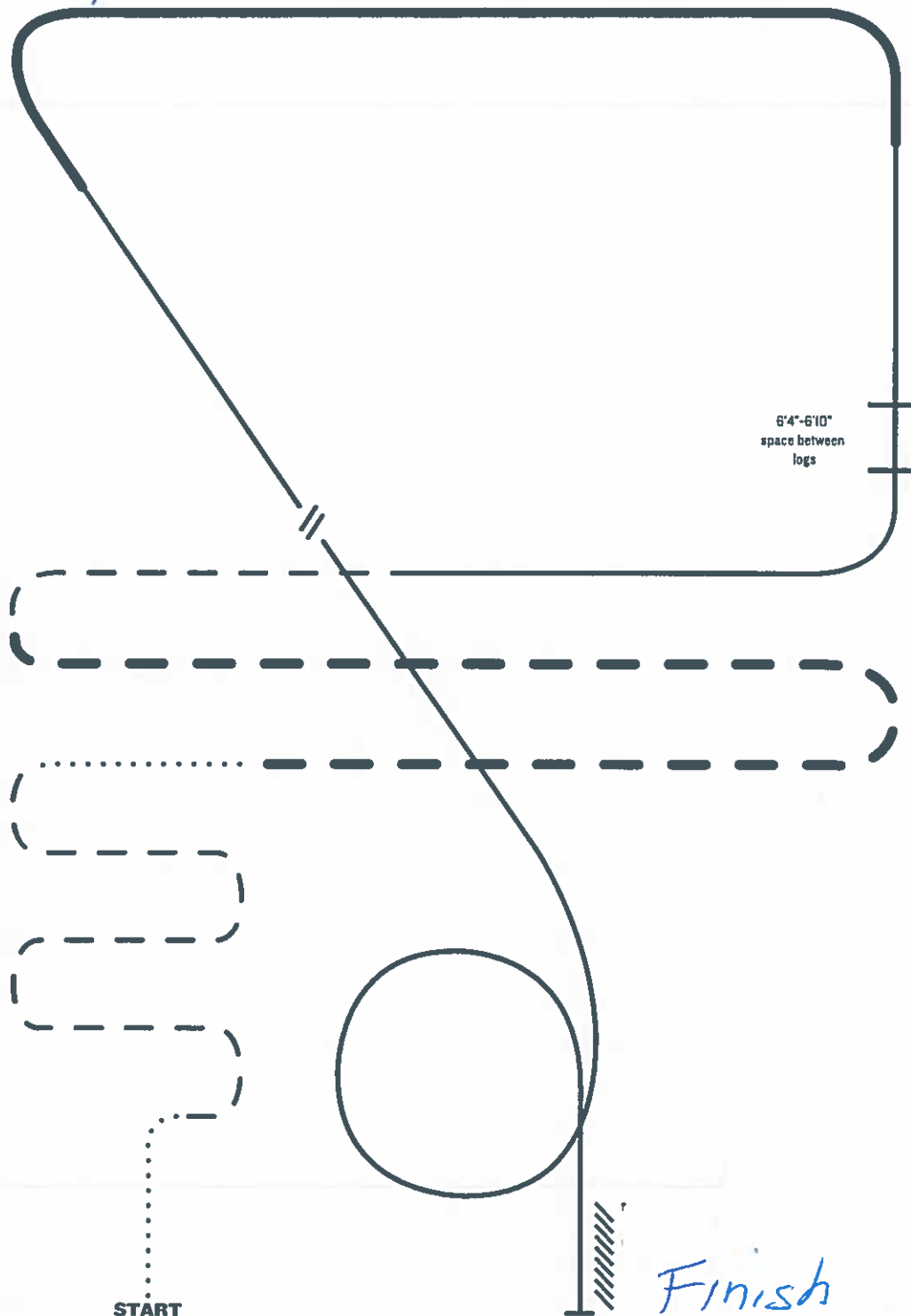
PGC  
SATURDAY

# Ranch Riding

PATTERN #11

OPEN & NIP Stakes

9022



1. Walk
2. Trot serpentine
3. Walk
4. Extended trot
5. Trot
6. Lope left lead
7. Lope over logs
8. Extended lope (left lead)

9. Collect lope, change leads (simple or flying)
10. Lope right lead
11. Lope circle
12. Stop and back
13. Side pass to gate, left hand push