

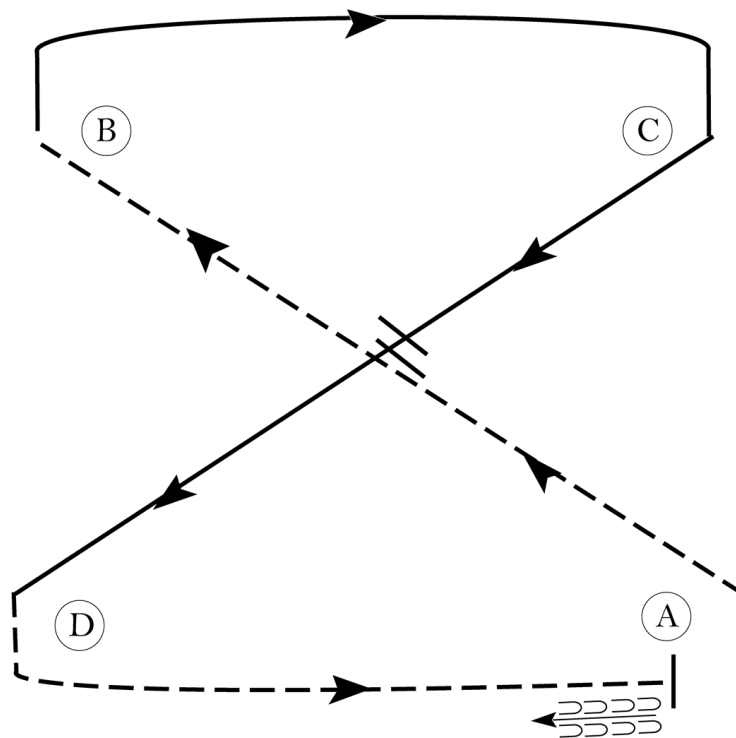
# Sussex County Farm & Horse Show

## Classes 64-69 (Youth, Select, Amateur, Level 1)

Show Date: 08-05/06-2022

w w w . H o r s e S h o w P a t t e r n s . c o m

w w w . H o r s e S h o w P a t t e r n s . c o m



Be ready at A.

1. Posting trot on the left diagonal to B.
2. Canter on the right lead to and around C and 1/2 way to D.
3. Change leads and canter to D.
4. Posting trot on the right diagonal to A.
5. Halt at A and back approximately one horse length.

Exit at a sitting trot.

Walk	-----
Trot	- - - - -
Extended Trot	— — — — —
Canter	—————
Leg Yield	
Lead Change	— / —
Back	←←←←←
Marker	Ⓚ
Sidepass	← - - - - ←
Hand Gallop	— — — — —

[HSE/2-24]

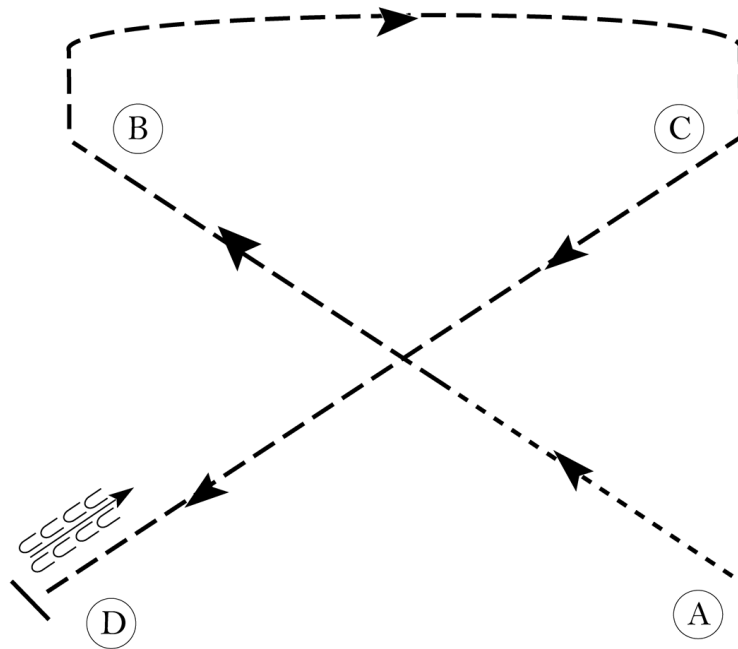
Pattern Provided by:

*Judges*

# Sussex County Farm & Horse Show

## Classes 62-63 (Small Fry / Walk Trot)

Show Date: 08-05/06-2022



Be ready at A.

1. Walk 1/2 way to B.
2. Posting trot on the left diagonal to B.
3. Sitting trot to C.
4. Posting trot on the right diagonal to D.
5. Halt at D and back approximately one horse length.

Exit at a sitting trot.

Walk	-----
Trot	- - - - -
Extended Trot	— — — —
Canter	—————
Leg Yield	
Lead Change	— / —
Back	←←←←←
Marker	⊙ B
Sidepass	← — — — ←
Hand Gallop	— — — —

[HSE/WT-24]

Pattern Provided by:

*Judges*

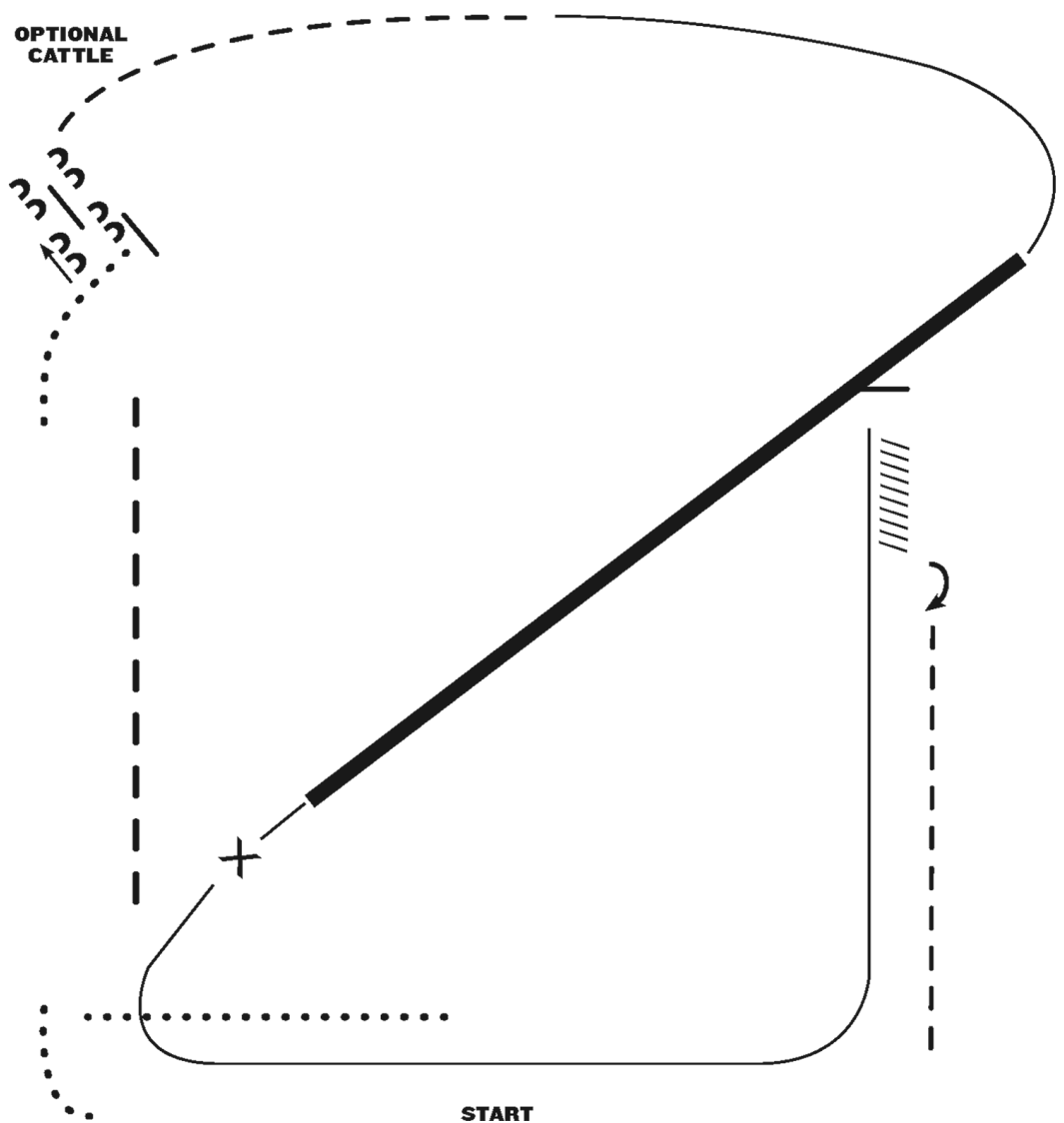
# Sussex County Farm & Horse Show

Classes 103-108 (Youth, Select, Amateur, Level 1, Open)

Show Date: 08-05/06-2022

w w w . H o r s e S h o w P a t t e r n s . c o m

w w w . H o r s e S h o w P a t t e r n s . c o m



1. Walk
2. Extended trot
3. Walk
4. Stop, side pass log left
5. Trot
6. Lope right lead
7. Extended Lope (right lead)
8. Collect lope and change leads (simple or flying)
9. Lope left lead
10. Stop and back
11. 180 turn to right
12. Trot

Note: The drawn description of this pattern is only intended for the general depiction of the pattern. Exhibitors should utilize the arena space to best exhibit their horses.

[RR/AQHA-10]

Pattern Provided by:  
*Judges*

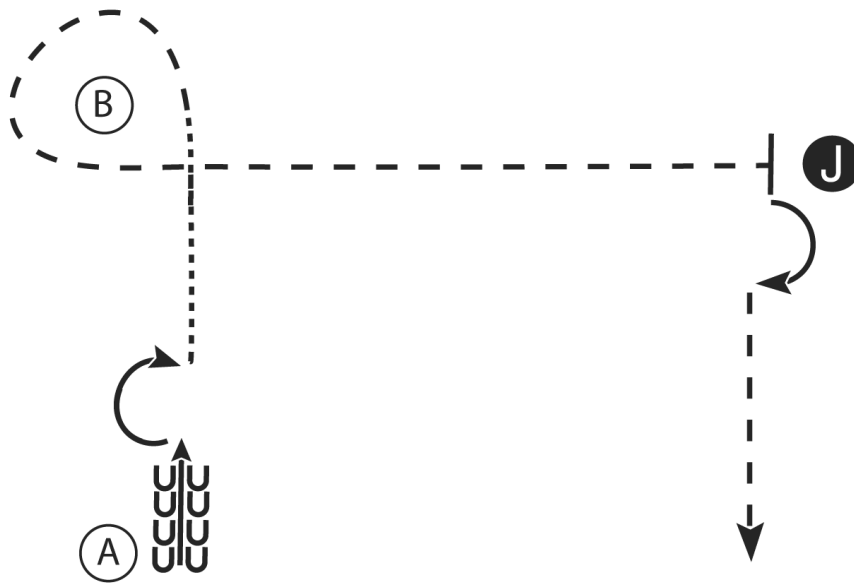
# Sussex County Farm & Horse Show

Classes 43-46, 48, 49 (Youth, Select, Amateur, Level 1)

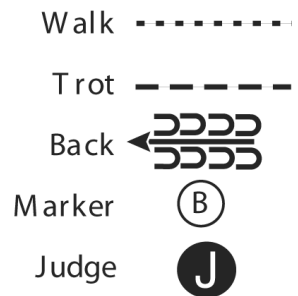
Show Date: 08-05/06-2022

w w w . H o r s e S h o w P a t t e r n s . c o m

w w w . H o r s e S h o w P a t t e r n s . c o m



1. At A back 4 steps
2. Perform a 180 degree turn
3. Walk to B
4. At B trot around B and to the judge, set up for inspection
5. When dismissed perform a 90 degree turn and trot straight away from the judge



[S/2-1]

Pattern Provided by:

*Judges*

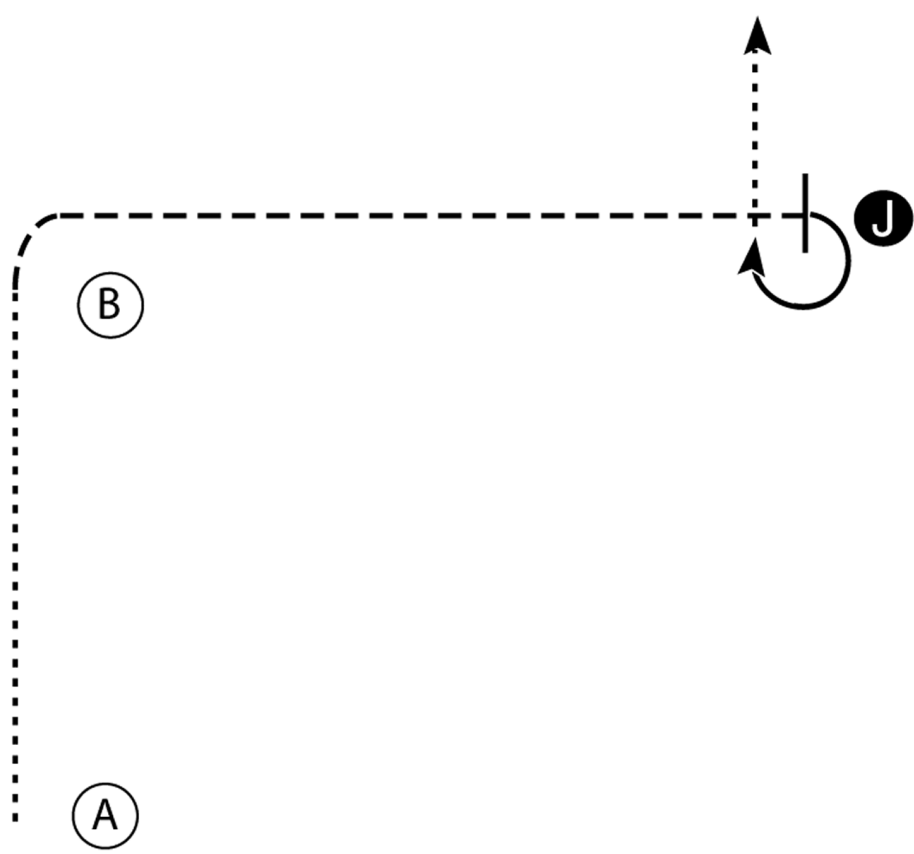
# Sussex County Farm & Horse Show

## Class 47 (Small Fry)


Show Date: 08-05/06-2022


w w w . H o r s e S h o w P a t t e r n s . c o m


w w w . H o r s e S h o w P a t t e r n s . c o m





1. Walk from A to B.
2. Trot from B to the Judge.
3. Stop and set up for inspection.
4. When dismissed perform a 270 degree turn and walk straight away from the Judge.

Walk 

Trot 

Back 

Marker 

Judge 

[S/WT-2]

Pattern Provided by:  
*Judges*

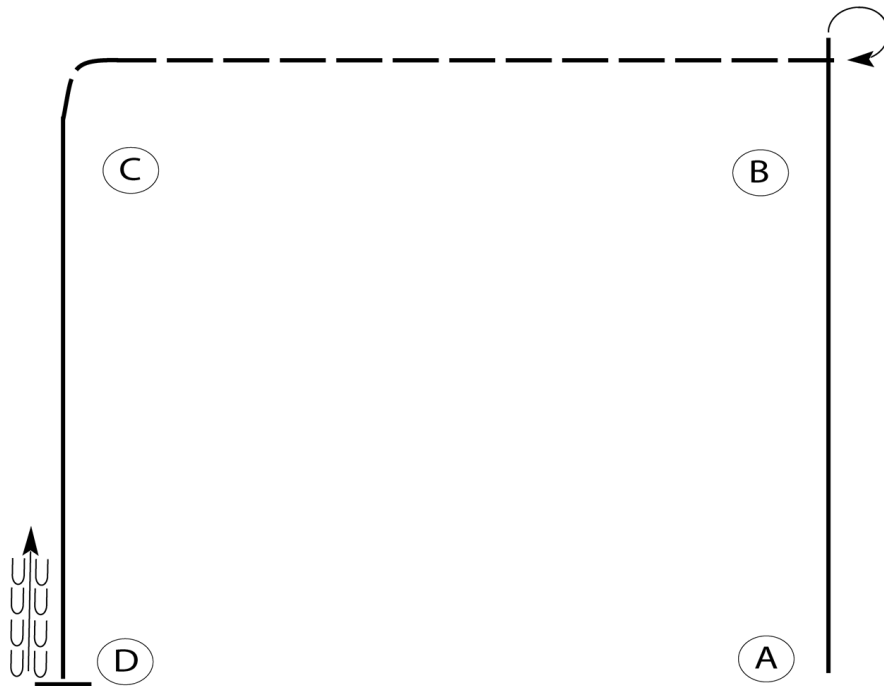
# Sussex County Farm & Horse Show

## Classes 93-98 (Youth, Select, Amateur, Level 1)

Show Date: 08-05/06-2022

w w w . H o r s e S h o w P a t t e r n s . c o m

w w w . H o r s e S h o w P a t t e r n s . c o m



Be ready at A.

1. Lope on the right lead from A to B.
2. Stop past B and execute a 270 degree turn to the right.
3. Extended jog from B around C.
4. Lope on the left lead from C to D.
5. Stop at D and back one horse length.

Please exit at a jog.

Walk -----

Jog - - - - -

Extended Jog - - - - -

Lope \_\_\_\_\_

Leg Yield |||||

Lead Change /

Back ← |||

Marker (B)

Sidepass ← - - - - - →

[WH/3-23]

Pattern Provided by:

*Judges*

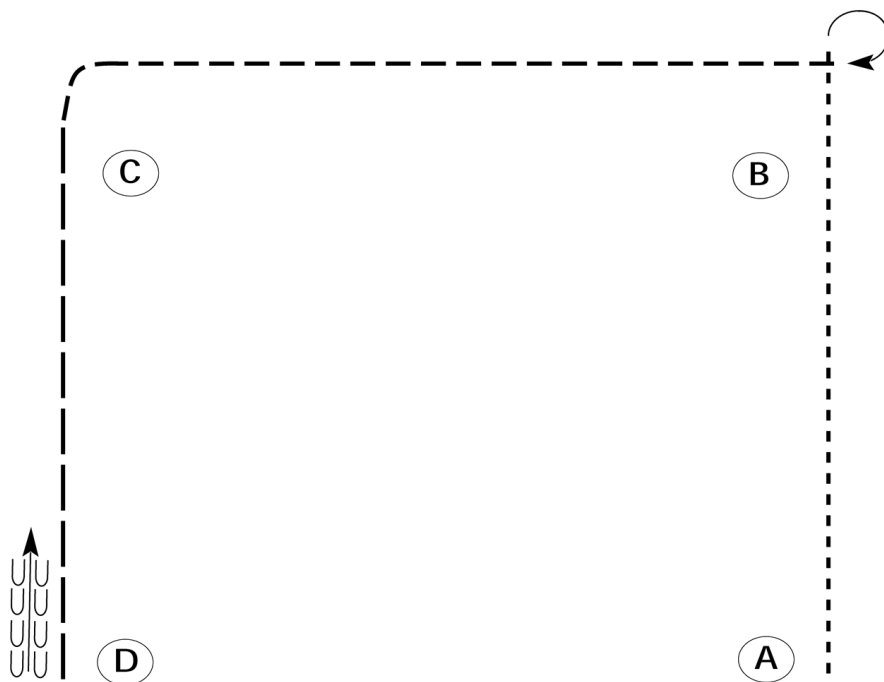
# Sussex County Farm & Horse Show

## Classes 81, 92 (Small Fry / Walk Trot)

Show Date: 08-05/06-2022

w w w . H o r s e S h o w P a t t e r n s . c o m

w w w . H o r s e S h o w P a t t e r n s . c o m



Be ready at A.

1. Walk from A to B.
2. Stop past B and execute a 270 degree turn to the right.
3. Jog from B around C.
4. Extend the jog from C to D.
5. Stop at D and back one horse length.

Please exit at a jog.

<b>Walk</b>	-----
<b>Jog</b>	- - - - -
<b>Extended Jog</b>	-----
<b>Lope</b>	_____
<b>Leg Yield</b>	
<b>Lead Change</b>	↘
<b>Back</b>	← ← ← ← ←
<b>Marker</b>	Ⓚ
<b>Sidepass</b>	←-----→

[WH/WT-23]

**Pattern Provided by:**

*Judges*

# Sussex County Farm & Horse Show

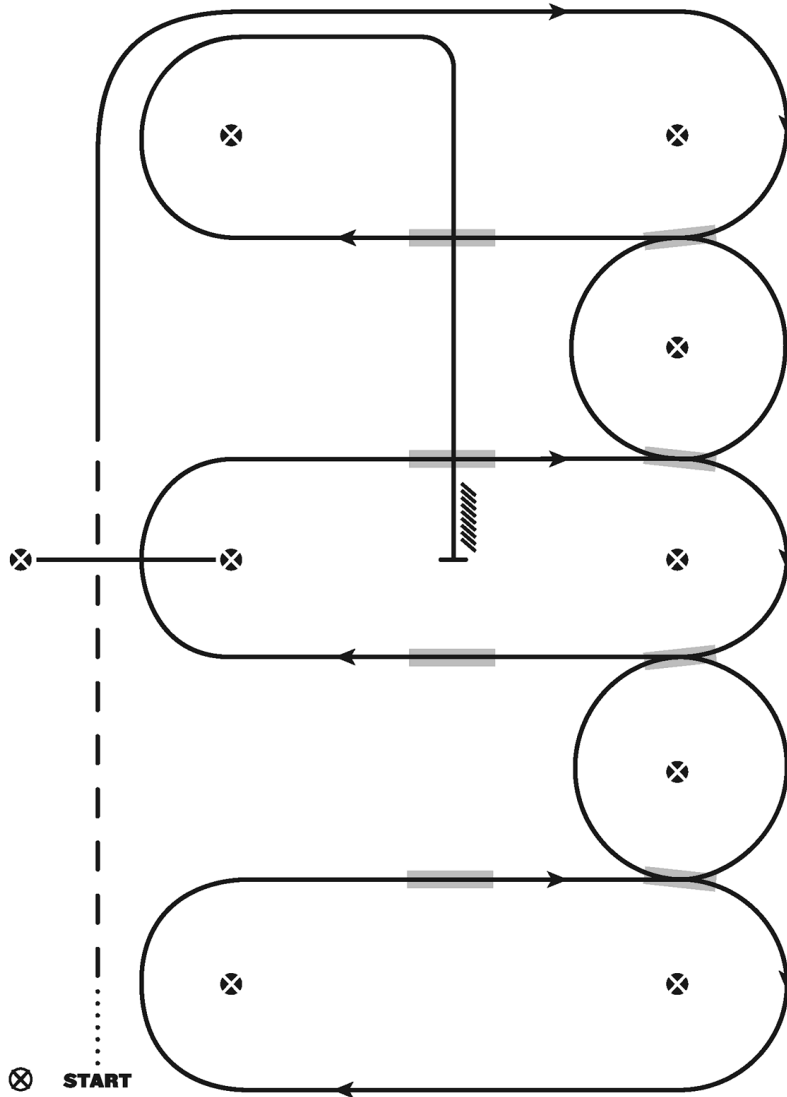
## Classes 100-102 (Youth, Amateur, Open)

Show Date: 08-05/06-2022

### WESTERN RIDING - PATTERN 6

#### LEGEND

.....	Walk
- - - -	Jog
————	Lope
////	Back
▬	Lead Changing Area



1. Walk at least 15 feet from start cone to the first marker, transition to jog, jog over log
2. Transition to the lope right lead & lope around end
3. First line change
4. Second line change
5. Third line change
6. Fourth line change lope around the end of arena
7. First crossing change
8. Second crossing change
9. Lope over log
10. Third crossing change
11. Fourth crossing change
12. Lope up the center, stop & back

Revised 06-07-2021

[WR/OP-6]

Pattern Provided by:

*Judges*

w w w . H o r s e S h o w P a t t e r n s . c o m

w w w . H o r s e S h o w P a t t e r n s . c o m



# Sussex County Farm & Horse Show

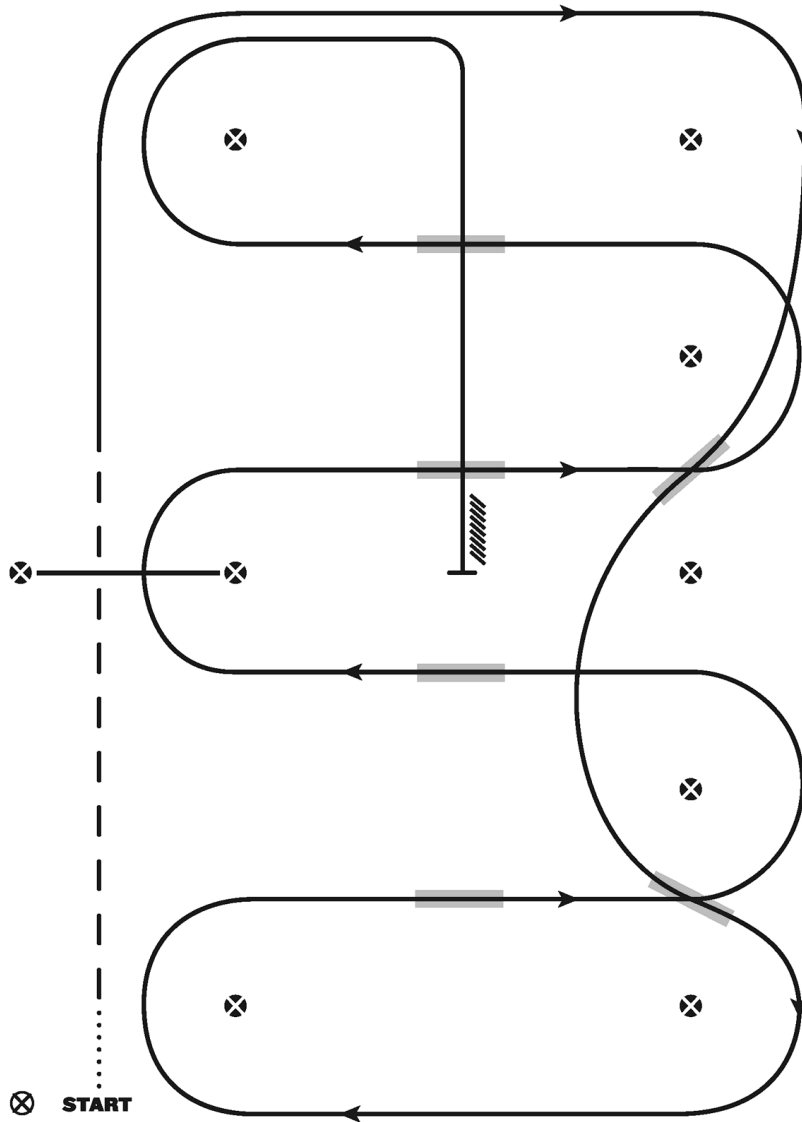
## Class 99 (Level 1 Green)

Show Date: 08-05/06-2022

### LEVEL I WESTERN RIDING PATTERN 6

#### LEGEND

.....	Walk
- - - -	Jog
————	Lope
//////	Back
————	Lead Changing Area



1. Walk at least 15 feet from start cone to the first marker, transition to jog, jog over log.
2. Transition to the lope right lead & lope around end
3. First line change
4. Second line change, lope around the end of arena
5. First crossing change
6. Second crossing change
7. Lope over log
8. Third crossing change
9. Fourth crossing change
10. Lope up the center, stop & back

Revised 06-07-2021

[WR/GP-6]

Pattern Provided by:

*Judges*