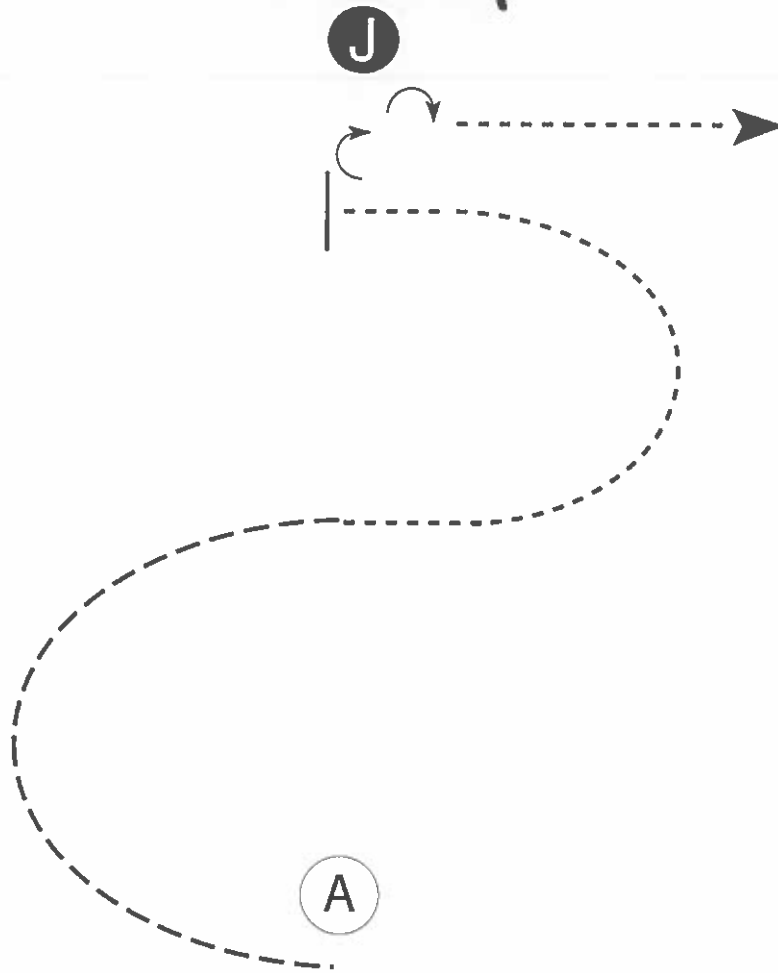


THE 2022 PJC Show

SMALL FRY SHOWMANSHIP

Friday



Be ready at A.

1. Trot a half circle to center of pattern.
2. Break to a walk and walk a half circle.
3. Stop, perform a 1/4 turn, and set up for inspection.
4. When dismissed, perform a 1/4 turn.
5. Walk to exit.

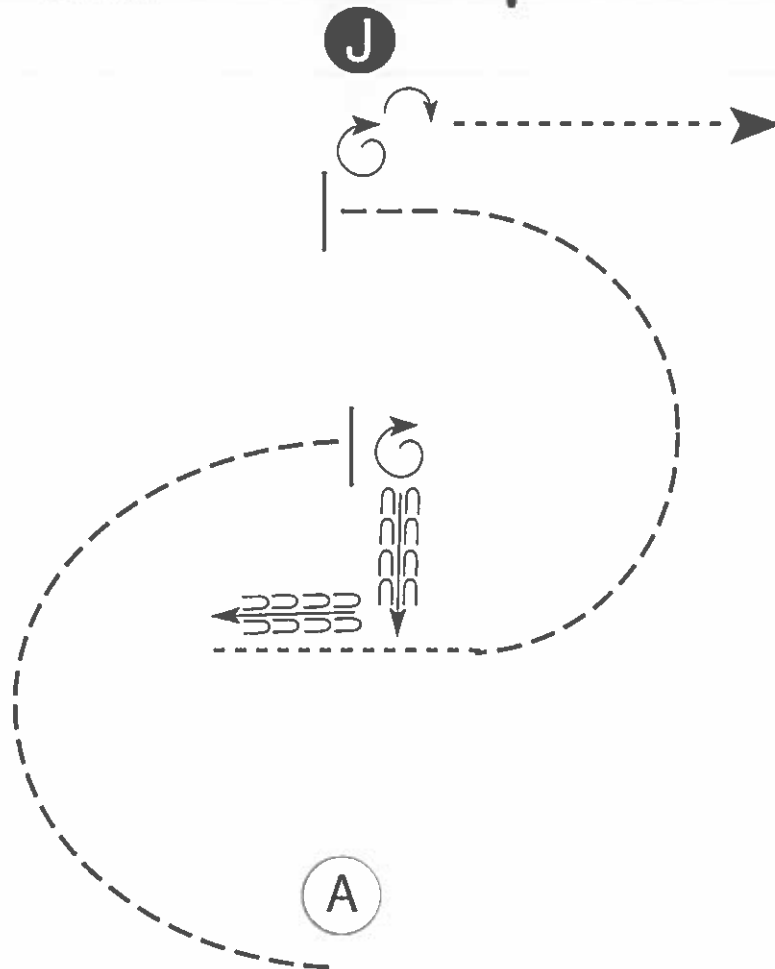
Follow the instructions of your ring steward.

Walk	-----
Trot	-----
Back	←
Marker	Ⓟ
Judge	Ⓝ

THE P. J. C. 2022 SHOW

YTH, AM & SELECT SHOWMANSHIP

Friday



Be ready at A.

1. Trot a half circle to center of pattern.
2. Stop and perform a $1 \frac{3}{4}$ turn.
3. Back a square corner.
4. Walk 2-3 horse lengths.
5. Trot a half circle.
6. Perform a $1 \frac{1}{4}$ turn and set up for inspection.
7. When dismissed, perform a $1/4$ turn.
8. Walk to exit.

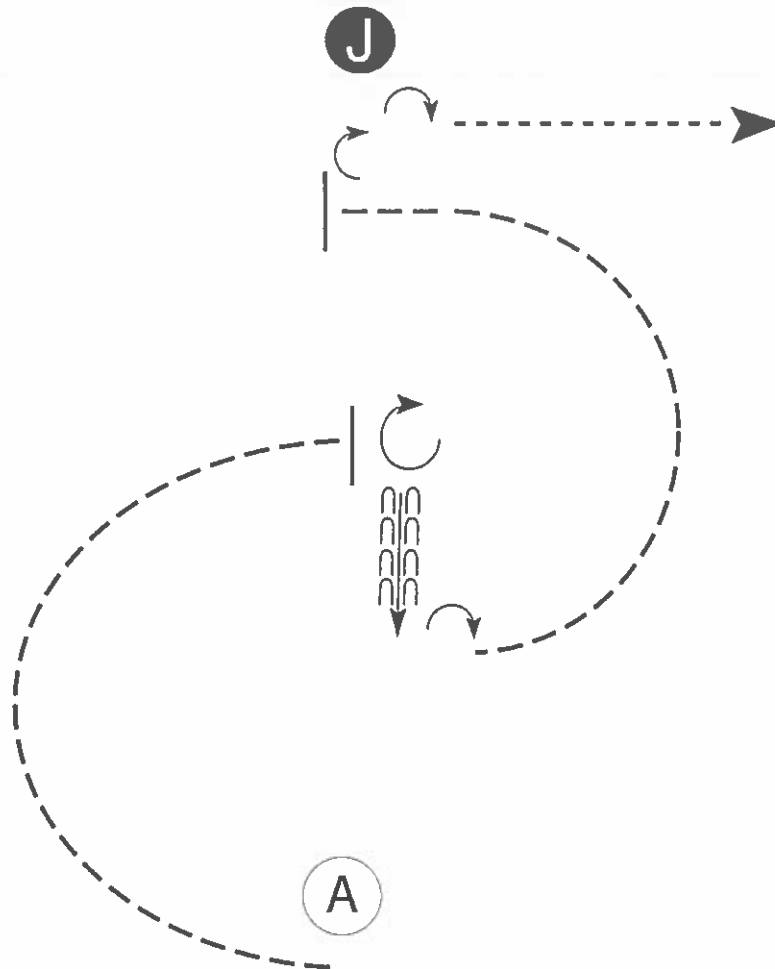
Follow the instructions of your ring steward.

Walk	-----
Trot	- - - - -
Back	←
Marker	⊙ B
Judge	● J

THE 2022 PJCSHOW

(L1) YTH, AM. Showmanship

Fri



Be ready at A.

1. Trot a half circle to center of pattern.
2. Stop and perform a 3/4 turn.
3. Back one horse length.
4. Perform a 1/4 turn.
5. Trot a half circle.
6. Perform a 1/4 turn and set up for inspection.
7. When dismissed, perform a 1/4 turn.
8. Walk to exit.

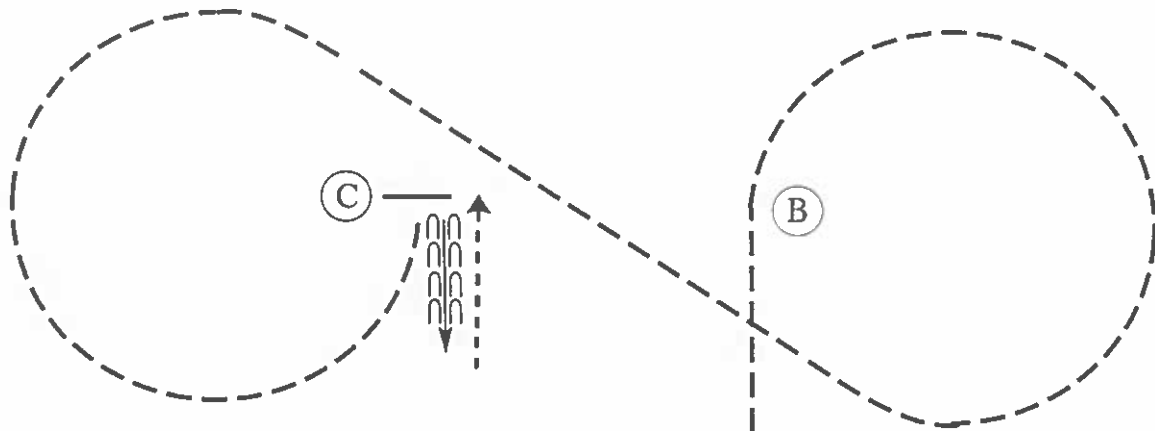
Follow the instructions of your ring steward.

- Walk -----
- Trot - - - - -
- Back ←
- Marker (B)
- Judge (J)

THE 2022 P.J.C Show

W/T & SMALL FRY EQUITATION

Friday



Be ready before A.

1. Walk to A.
2. Sitting trot to B.
3. At B, trot a circle to the right on the left diagonal.
4. When halfway to C, change diagonals.
5. Posting trot on the right diagonal to and around C.
6. Stop at C and back approximately one horse length.

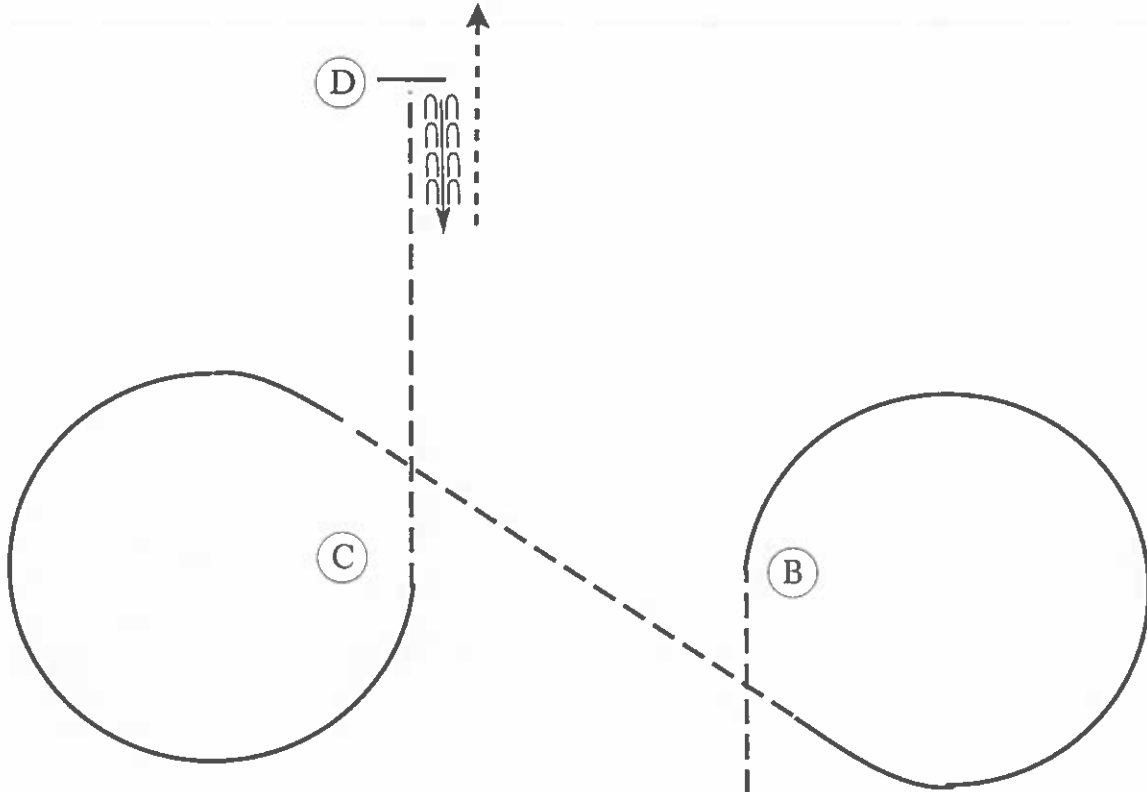
Exit at a walk.

Follow the instructions of your ring steward.

Walk	-----
Trot	- - - - -
Extended Trot	-----
Canter	-----
Leg Yield	
Lead Change	↘
Back	←←←←←
Marker	⊙
Sidepass	←←←←←
Hand Gallop	-----

THE PRAIRIE CLASSIC

(L1) YTH, AM Equitation
Friday



Be ready before A.

1. Walk to A.
2. Posting trot on the left diagonal to B.
3. At B, canter a circle to the right.
4. When even with B, sitting trot to C.
5. At C, canter a circle to the left.
6. Posting trot on the right diagonal from C to D.
7. Stop at D and back approximately one horse length.

Exit at a walk.

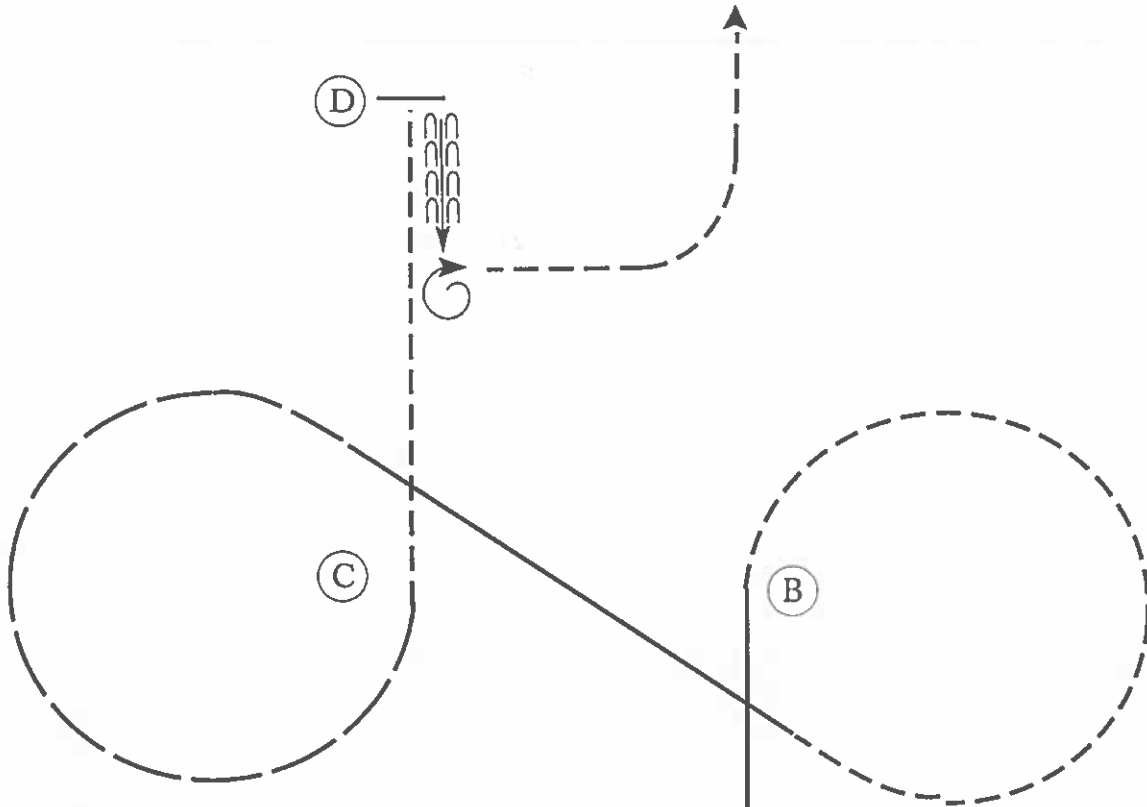
Follow the instructions of your ring steward.

Walk	-----
Trot	- - - - -
Extended Trot	— — — —
Canter	—————
Leg Yield	
Lead Change	— / —
Back	← ← ← ← ←
Marker	(B)
Sidepass	← - - - - ←
Hand Gallop	— — — —

THE P.J.C 2022 SHOW

YTH, AM & SELECT EQUITATION

- Friday



Be ready before A.

1. Walk to A.
2. Canter on the right lead to B.
3. Posting trot a circle to the right.
4. When even with B, canter on the left lead to C.
5. At C, hand gallop a circle to the left.
6. Trot on the right diagonal from C to D.
7. Stop at D and back approximately one horse length.
8. Perform a 1 1/4 turn to the right on the forehand.

Exit at a sitting trot.

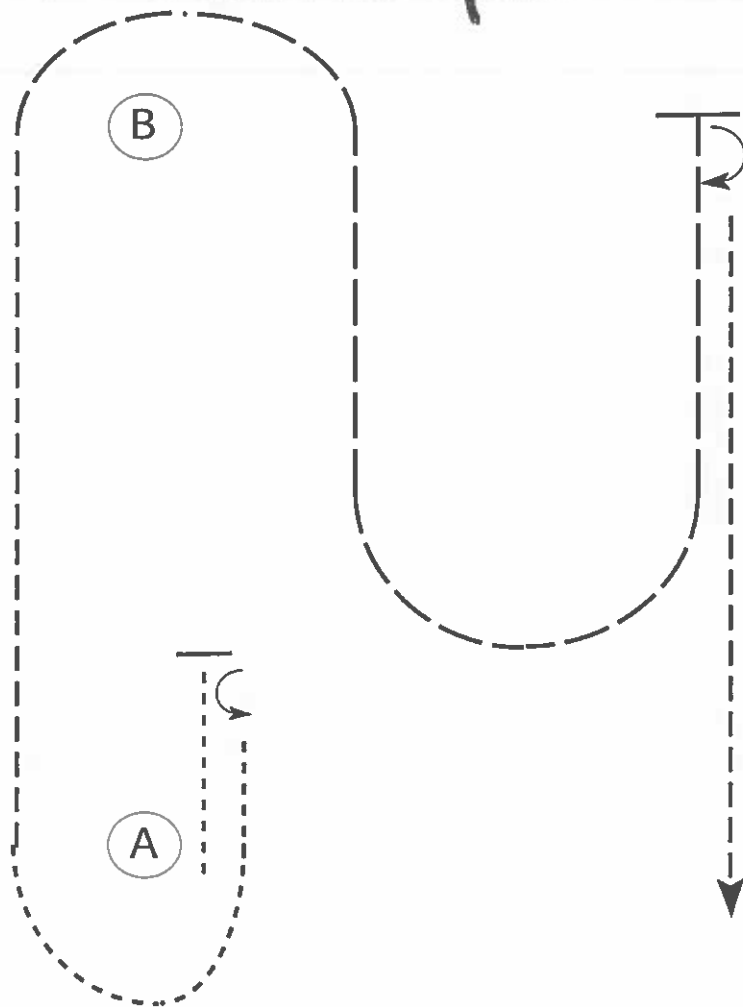
Follow the instructions of your ring steward.

Walk	-----
Trot	- - - - -
Extended Trot	-----
Canter	-----
Leg Yield	
Lead Change	↘
Back	←←←←← →→→→→
Marker	Ⓚ
Sidepass	←←←←←
Hand Gallop	-----

THE P.T.C 2022 Show

W/T & SMALL FRY HORSEMANSHIP

Friday



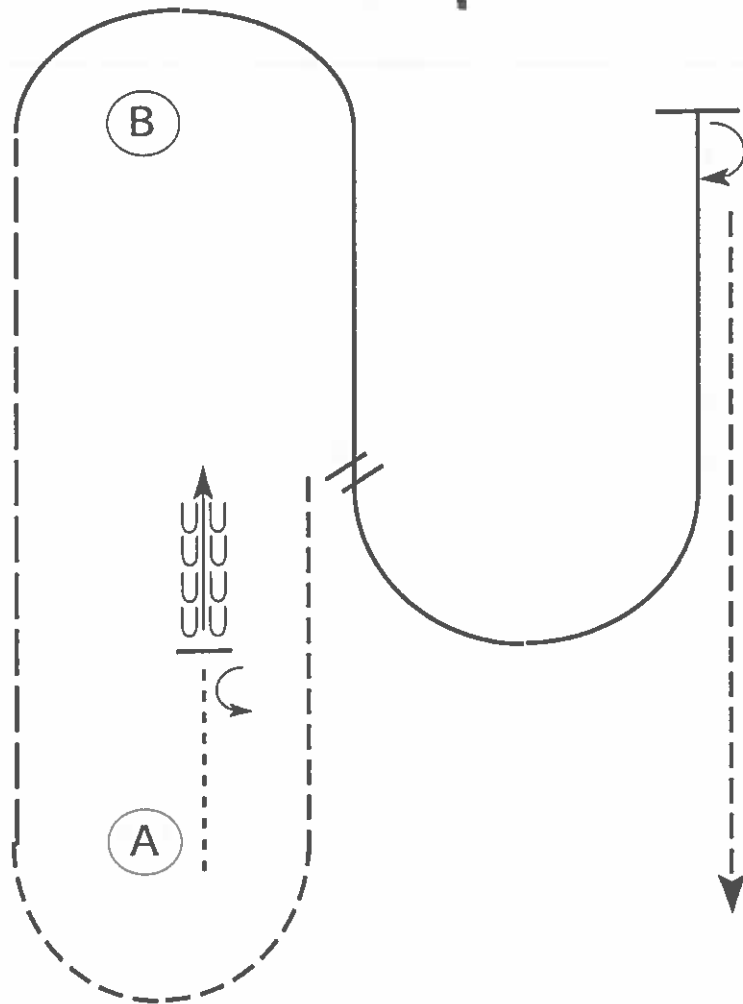
Be ready at A.

1. Walk approximately two horse lengths forward.
Stop and perform a 1/2 turn left.
2. Walk to and around A.
3. Jog to B.
4. Extend the jog as shown until even with B.
until even with B.
5. Stop and perform a 180 degree turn to the
right and jog to finish.

Walk	-----
Jog	-----
Extended Jog	-----
Lope	-----
Lead Change	
Back	
Marker	Ⓚ

THE P. J. C 2022 Show

(L1) YTH, AM Horsemanship
Friday



Be ready at A.

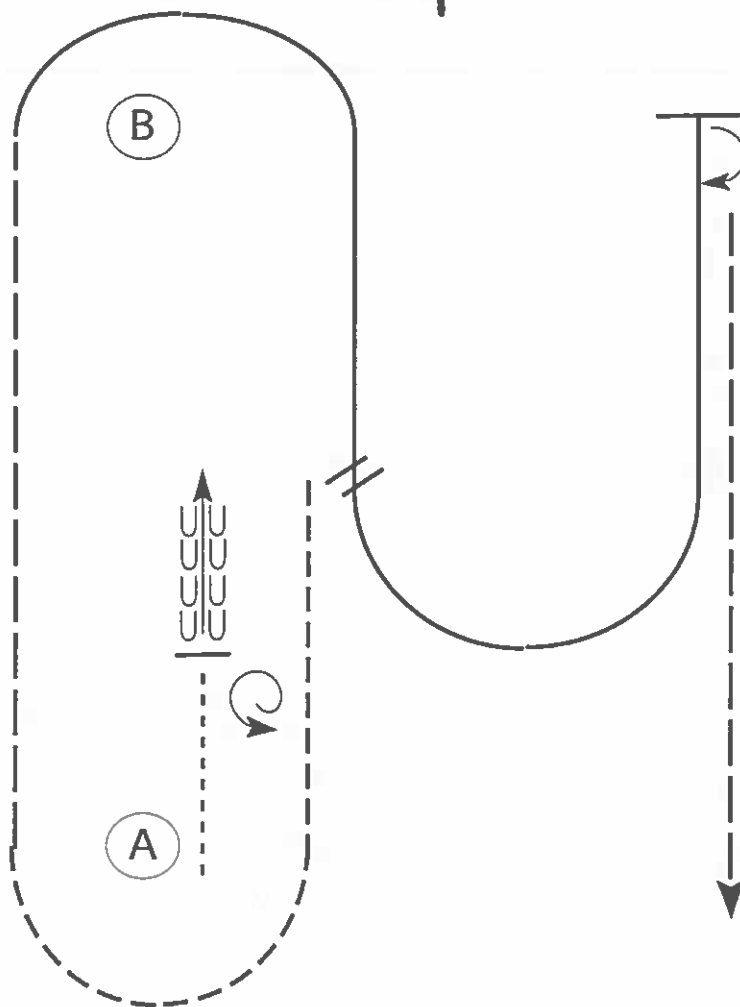
1. Walk approximately two horse lengths forward.
Stop and perform a 1/2 turn left.
2. Back approximately two horse lengths then jog to and around A.
3. Extend the jog to B.
4. Right lead lope around B and halfway to A.
5. Perform a simple lead change and lope a half circle until even with B.
6. Stop and perform a 180 degree turn to the right and jog to finish.

Walk	-----
Jog	- - - - -
Extended Jog	—————
Lope	—————
Lead Change	—————
Back	←—————
Marker	(B)

THE - P. J. C 2022 Show

YTH, AM & SELECT HORSEMANSHIP

Friday



Be ready at A.

1. Walk approximately two horse lengths forward.
Stop and perform a 1 1/2 turn left.
2. Back approximately two horse lengths then jog to and around A.
3. Extend the jog to B.
4. Right lead lope around B and halfway to A.
5. Change leads and lope a half circle until even with B.
6. Stop and perform a 180 degree turn to the right and extend the jog to finish.

Walk	-----
Jog	-----
Extended Jog	-----
Lope	-----
Lead Change	
Back	
Marker	