

NJ QH Youth Show

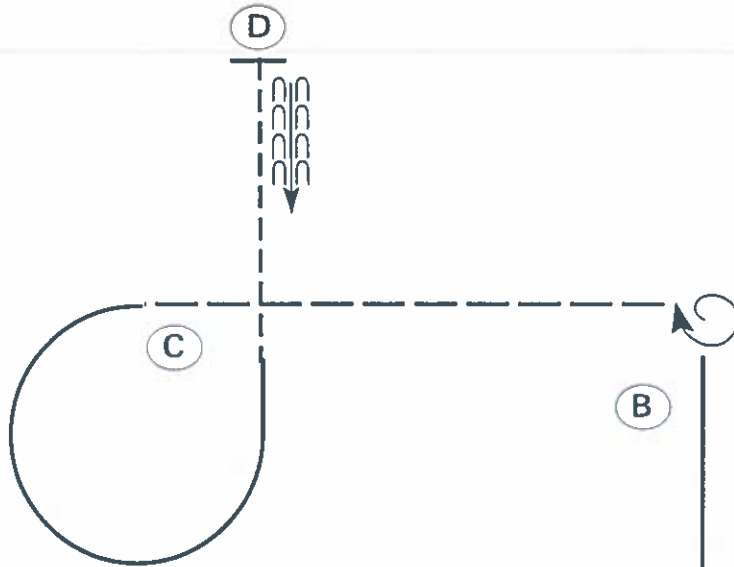
Amateur, select, youth

HMS

Show Date: June 25-26, 2022

www.HorseShowPatterns.com

www.HorseShowPatterns.com



Be ready before A.

1. Walk to A.
2. Lope on the right lead past B.
3. Spin 1 3/4 turns to the right.
4. Extend the jog from B to C.
5. Lope a circle on the left lead around C.
6. Jog from C to D.
7. Stop at D and back approximately one horse length.

Follow the instructions of your ring steward.

Walk	-----
Jog	-----
Extended Jog	-----
Lope	=====
Leg Yield	
Lead Change	---/---
Back	←←←←←
Marker	(B)
Sidepass	←-----→

[WH/3-67]

Pattern Provided by:

NJ QH Youth Show

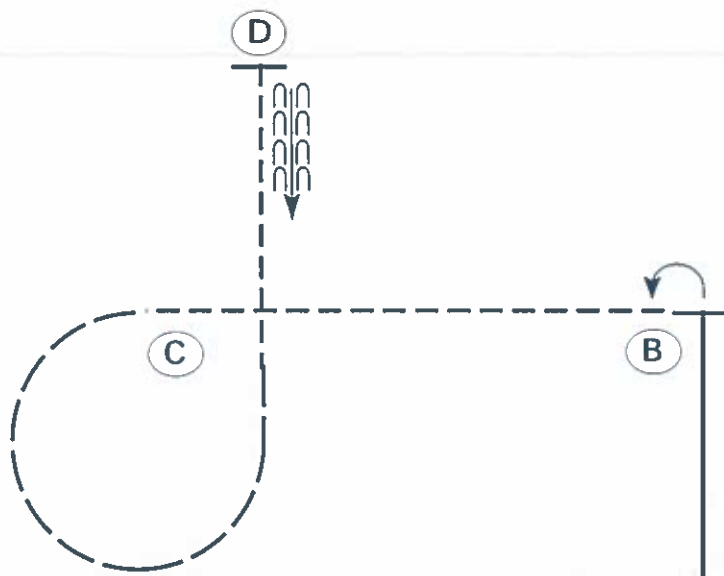
HMS

Level 1 Youth - Amt.

Show Date: June 25-26, 2022

www.HorseShowPatterns.com

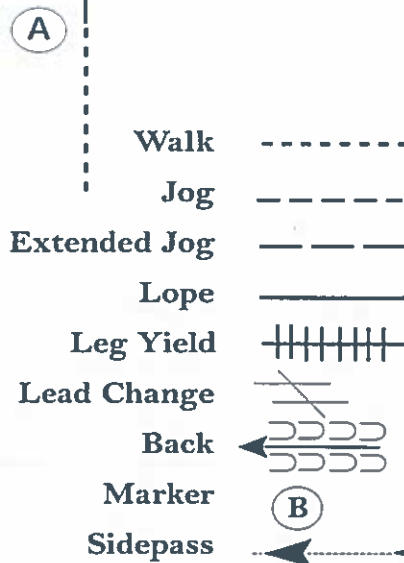
www.HorseShowPatterns.com



Be ready before A.

1. Walk to A.
2. Lope on the left lead past B and stop.
3. Turn 1/4 turn to the left.
4. Jog from B to C.
5. Extend the jog in a circle around C.
6. Jog from C to D.
7. Stop at D and back approximately one horse length.

Follow the instructions of your ring steward.



[WH/1-67]

Pattern Provided by:

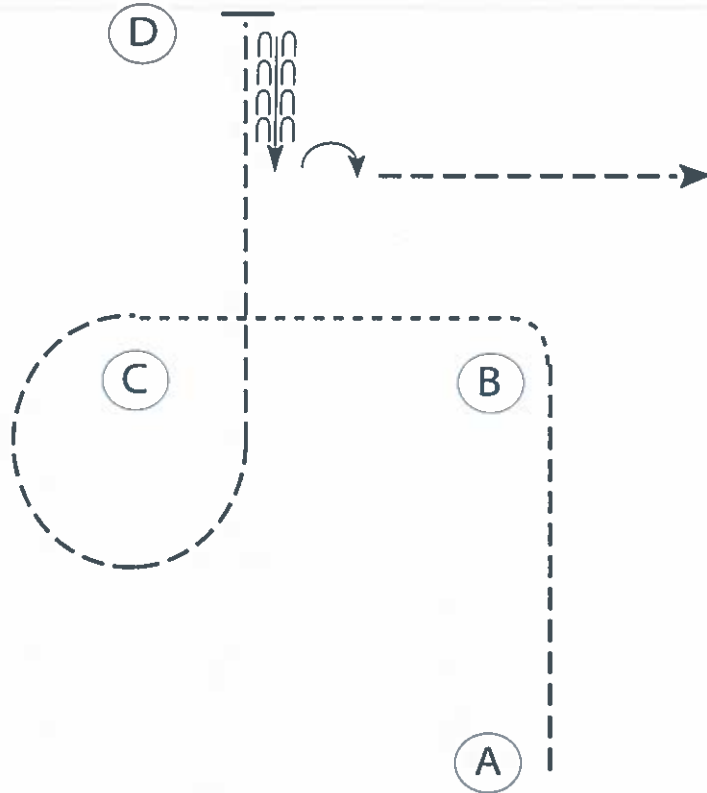
NJ QH Youth Show

HMS WIT & Small Fry

Show Date: June 25-26, 2022

www.HorseShowPatterns.com

www.HorseShowPatterns.com



Be ready at A.

1. Jog to B.
2. Walk around B to the left and to C.
3. Jog at C around to D.
4. Stop and D and back approximately one horse length.
5. Turn 90 degrees to the right on the hindquarters and jog out.

Follow the directions of your ring steward.

Walk	-----
Jog	- - - - -
Extended Jog	— — — —
Lope	— — — —
Lead Change	— / —
Back	← — — — —
Marker	ⓑ

[WH/WT-78]

Pattern Provided by:

NJ QH Youth Show

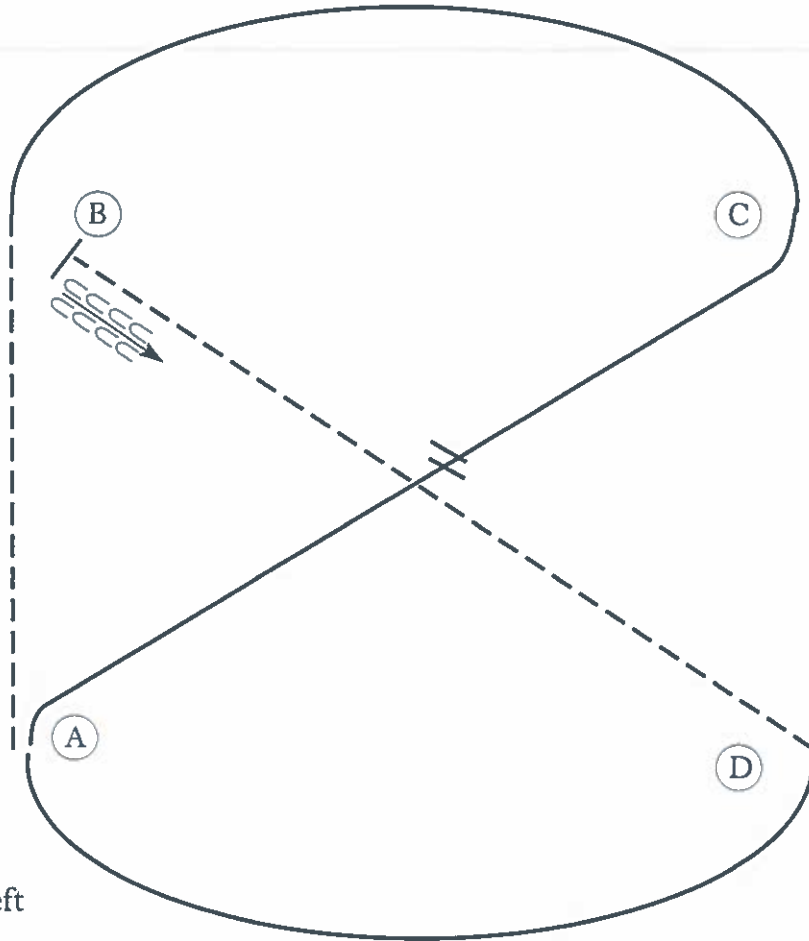
Level 1 *Youth/Arnt.*

Show Date: June 25-26, 2022

Equitation

www.HorseShowPatterns.com

www.HorseShowPatterns.com



Be ready at A.

1. Trot on the left diagonal to B.
2. Canter on the right lead to and around C and half way to A.
3. Perform a simple lead change between C and A.
4. Canter around A and to D.
5. Trot on the right diagonal from D to B.
6. Stop at B and back approximately one horse length.

Walk off and follow the directions of your ring steward.

Walk	-----
Trot	-----
Extended Trot	-----
Canter	-----
Lead Change	-----
Back	←←←←←
Marker	⊙ B
Hand Gallop	-----

[HSE/1-52]

Pattern Provided by:

NJ QH Youth Show

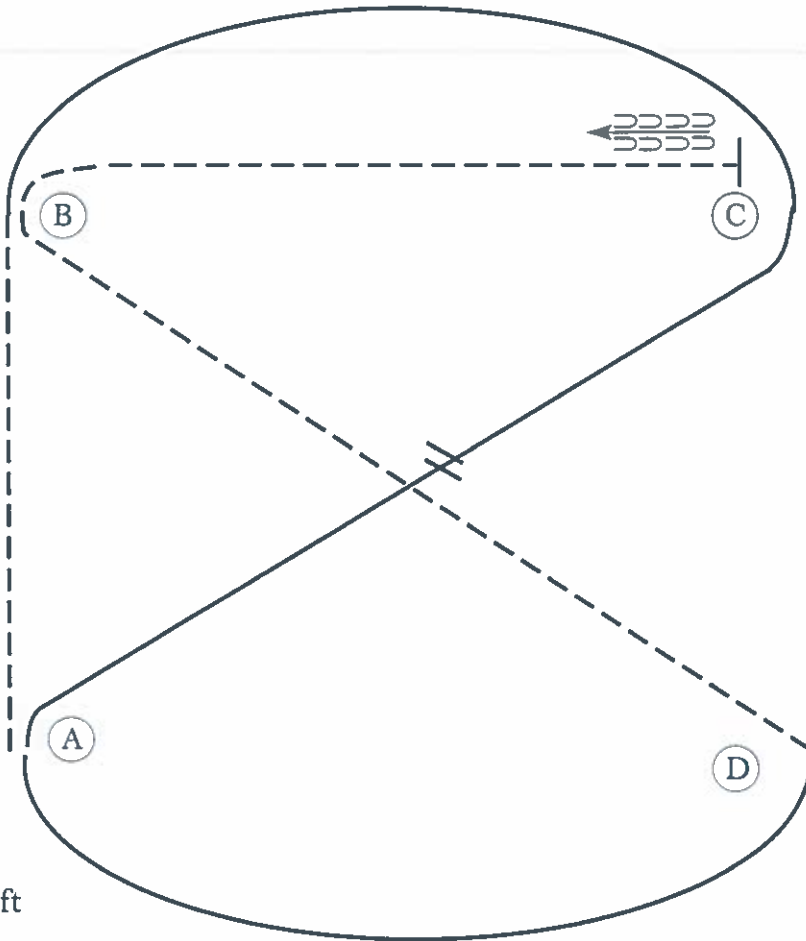
Amateur, select, youth

Show Date: June 25-26, 2022

Egurtation

www.HorseShowPatterns.com

www.HorseShowPatterns.com



Be ready at A.

1. Trot on the left diagonal to B.
2. Canter on the right lead to and around C and half way to A.
4. Change leads between C and A.
5. Canter around A and to D.
6. Trot on the right diagonal from D to B.
7. Trot in a two-point position to C.
8. Stop at C and back approximately one horse length.

Walk off and follow the directions of your ring steward.

Walk	-----
Trot	- - - - -
Extended Trot	— — — — —
Canter	—————
Lead Change	
Back	
Marker	
Hand Gallop	—————

[HSE/2-52]

Pattern Provided by:

NJ QH Youth Show

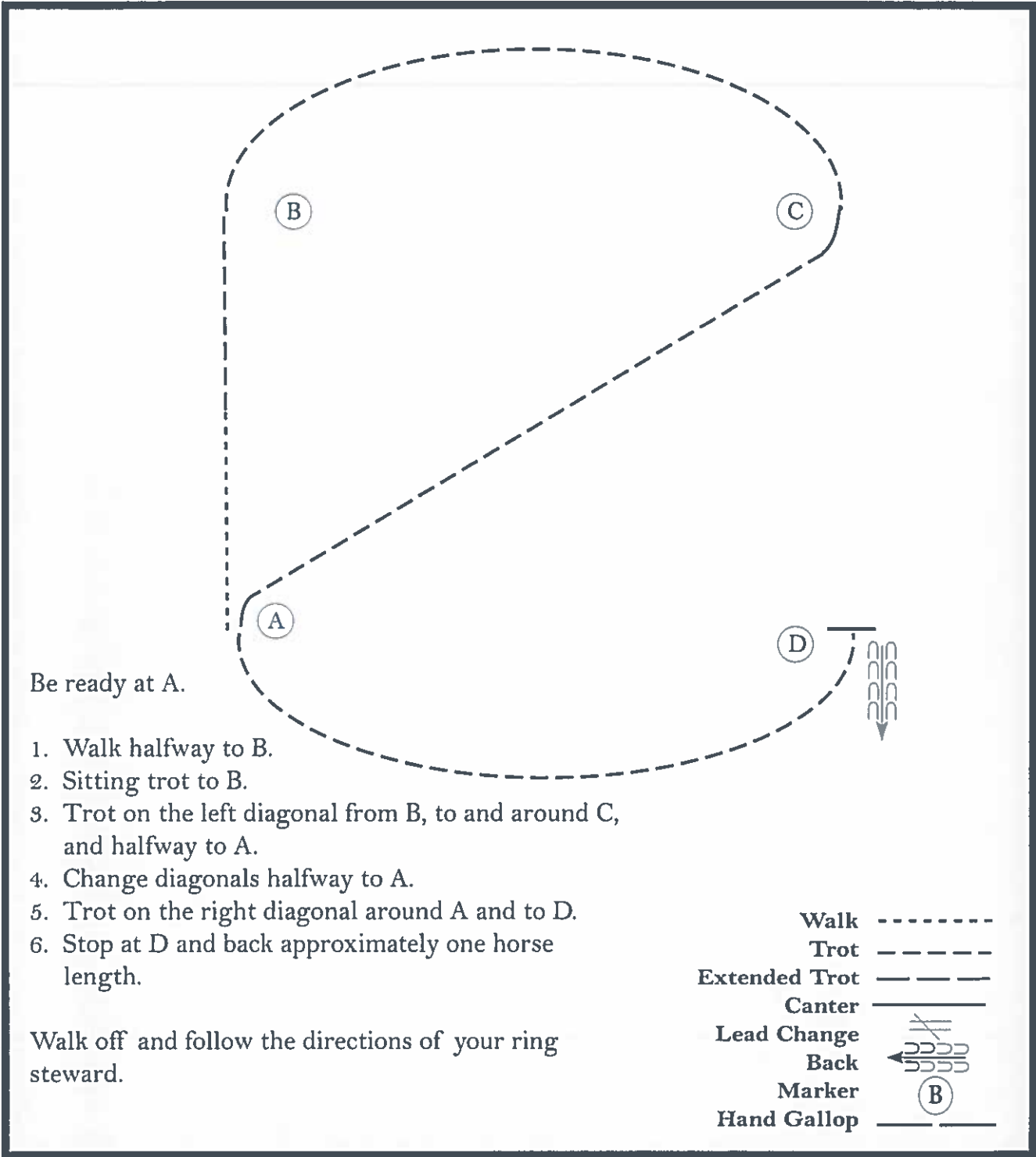
WJT @ Small Fry

EDUIT

Show Date: June 25-26, 2022

www.HorseShowPatterns.com



www.HorseShowPatterns.com



Be ready at A.

1. Walk halfway to B.
2. Sitting trot to B.
3. Trot on the left diagonal from B, to and around C, and halfway to A.
4. Change diagonals halfway to A.
5. Trot on the right diagonal around A and to D.
6. Stop at D and back approximately one horse length.

Walk off and follow the directions of your ring steward.

- Walk -----
- Trot - - - - -
- Extended Trot - - - - -
- Canter _____
- Lead Change 
- Back 
- Marker (B) ○
- Hand Gallop _____

[HSE/WT-52]

Pattern Provided by:

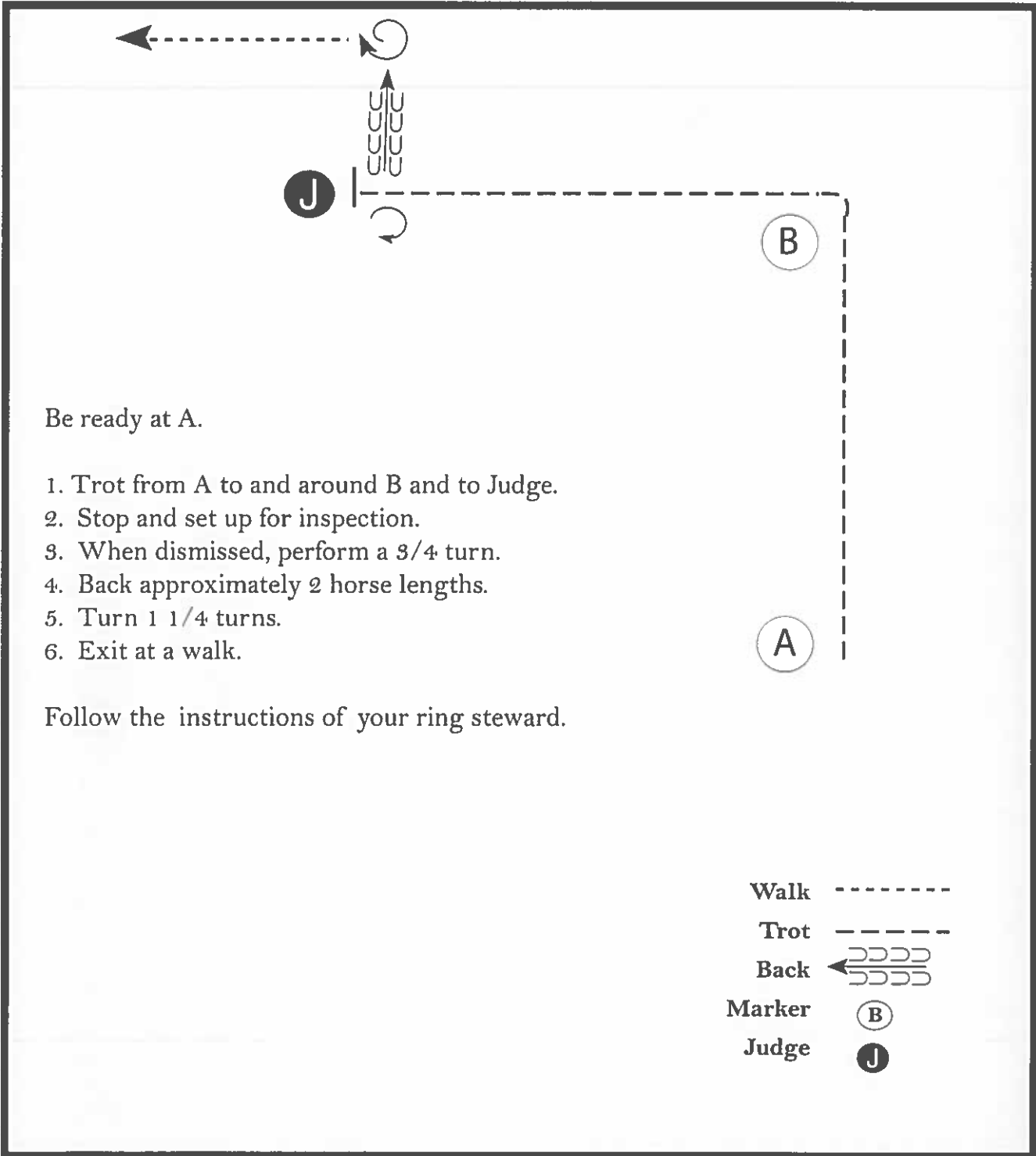
NJ QH Youth Show

Showmanship (Youth , amateur, select.)

Show Date: June 25-26,2022

www.HorseShowPatterns.com

www.HorseShowPatterns.com



Be ready at A.

1. Trot from A to and around B and to Judge.
2. Stop and set up for inspection.
3. When dismissed, perform a 3/4 turn.
4. Back approximately 2 horse lengths.
5. Turn 1 1/4 turns.
6. Exit at a walk.

Follow the instructions of your ring steward.

Walk	-----
Trot	- - - - -
Back	← 〰〰〰
Marker	⊙ B
Judge	● J

Pattern Provided by:

[S/3-38]

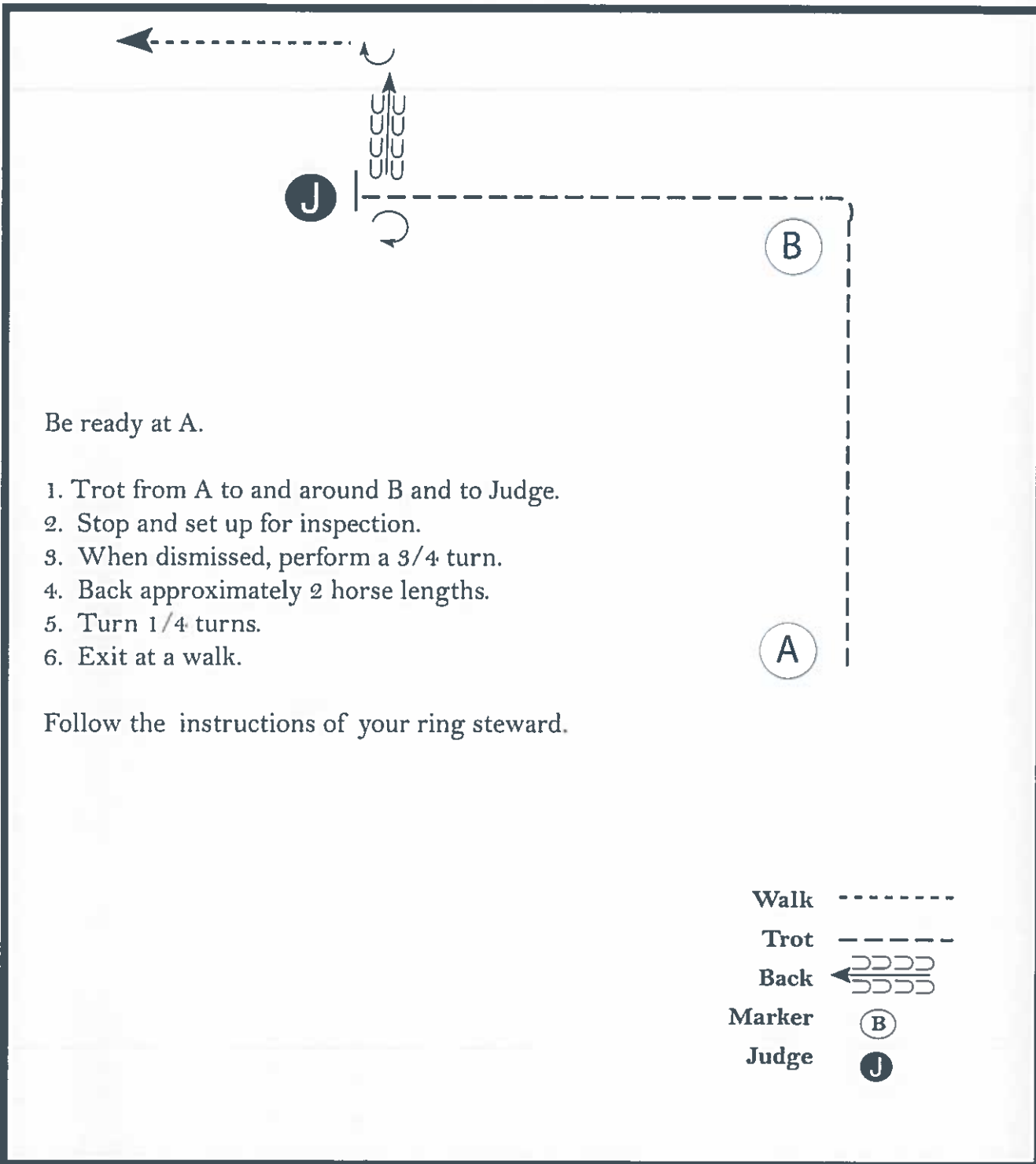
NJ QH Youth Show

SMS level 1 Youth / Amt.

Show Date: June 25-26, 2022

www.HorseShowPatterns.com

www.HorseShowPatterns.com



Pattern Provided by:

[S/2-38]

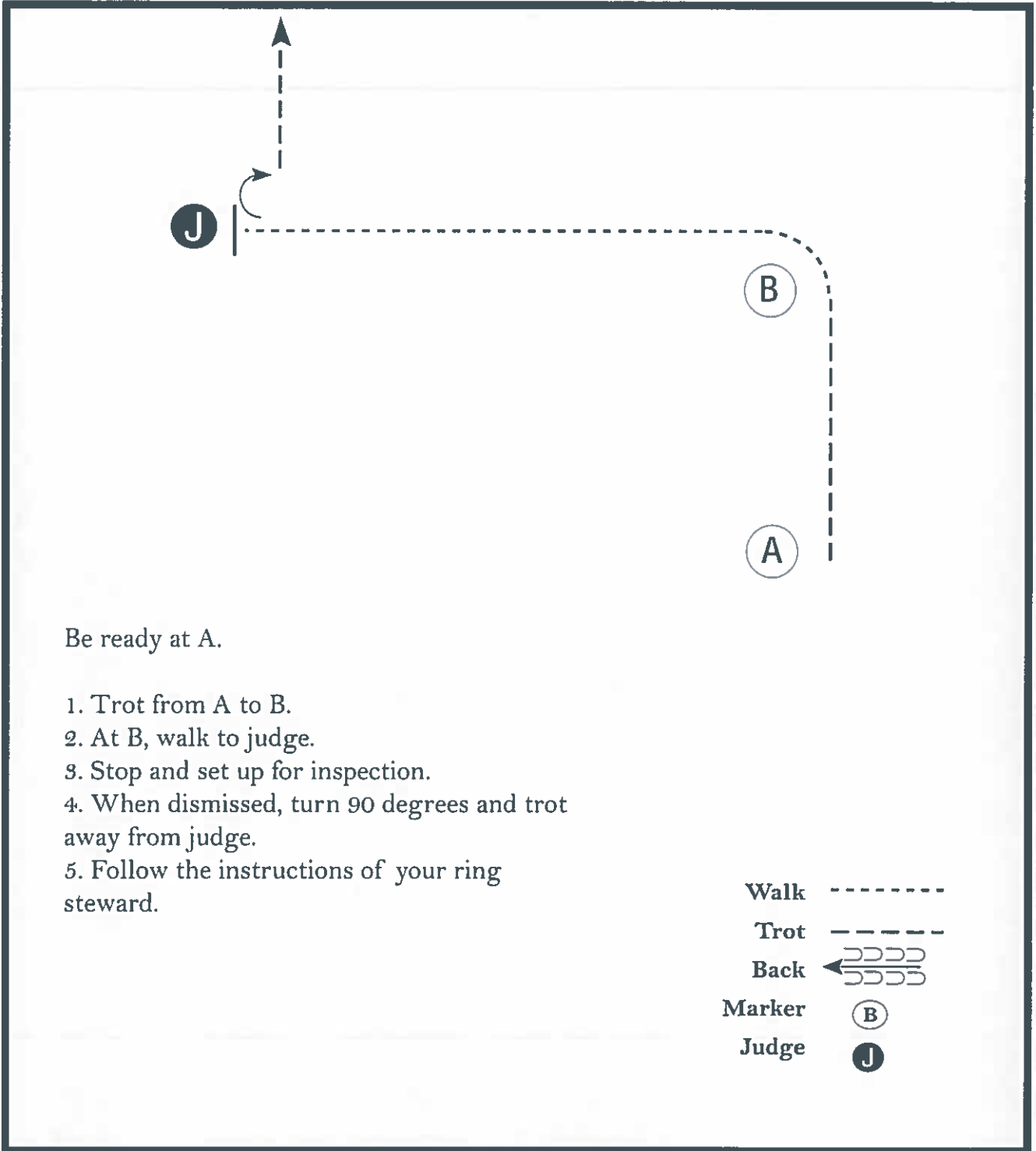
NJ QH Youth Show

SMS W/T e Small Fry

Show Date: June 25-26, 2022

www.HorseShowPatterns.com

www.HorseShowPatterns.com



[S/WT-12]

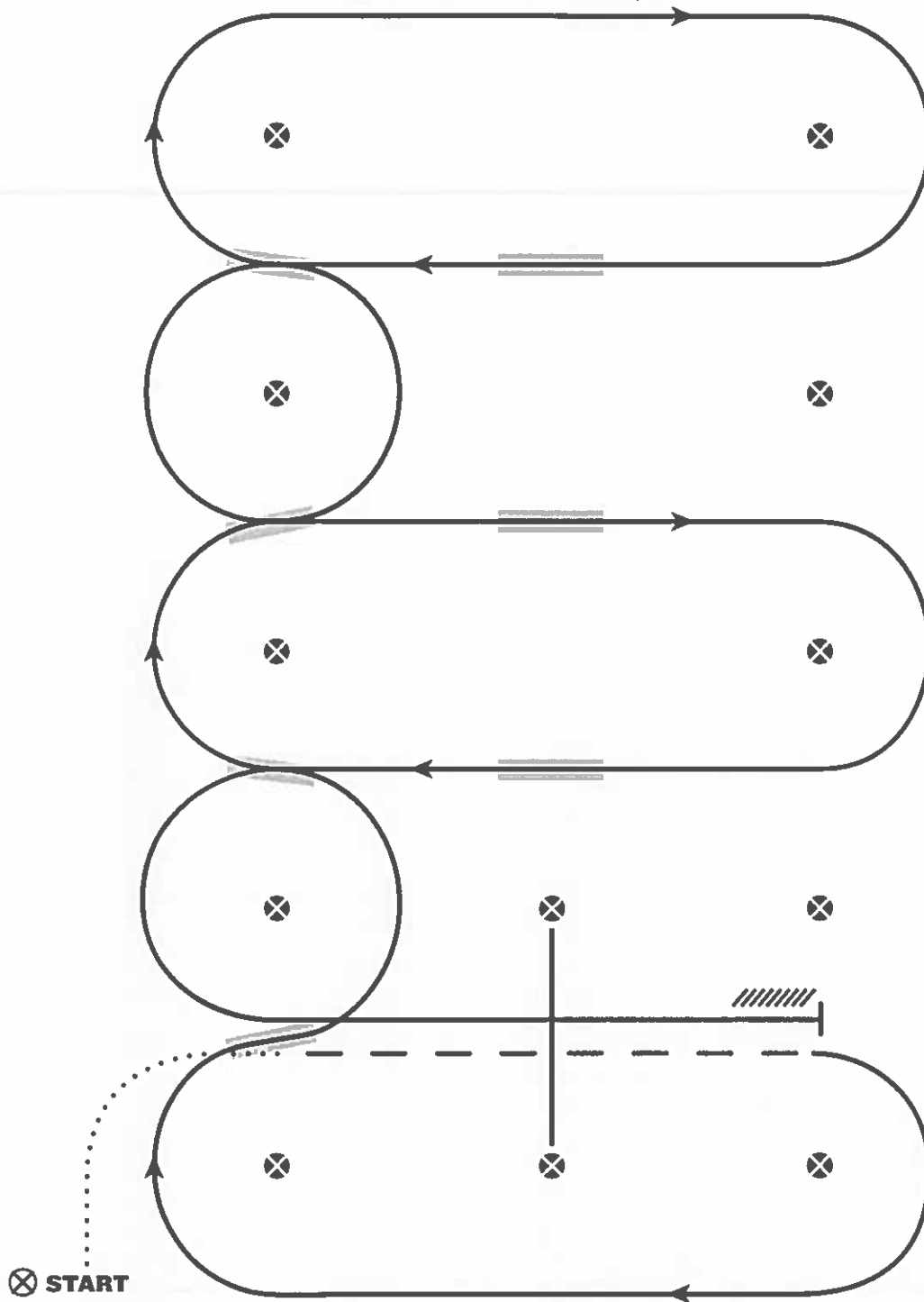
Pattern Provided by:

WESTERN RIDING - PATTERN 4

Sun Day

LEGEND

- Walk
- - - - - Jog
- Lope
- /////// Back
- Lead Changing Area



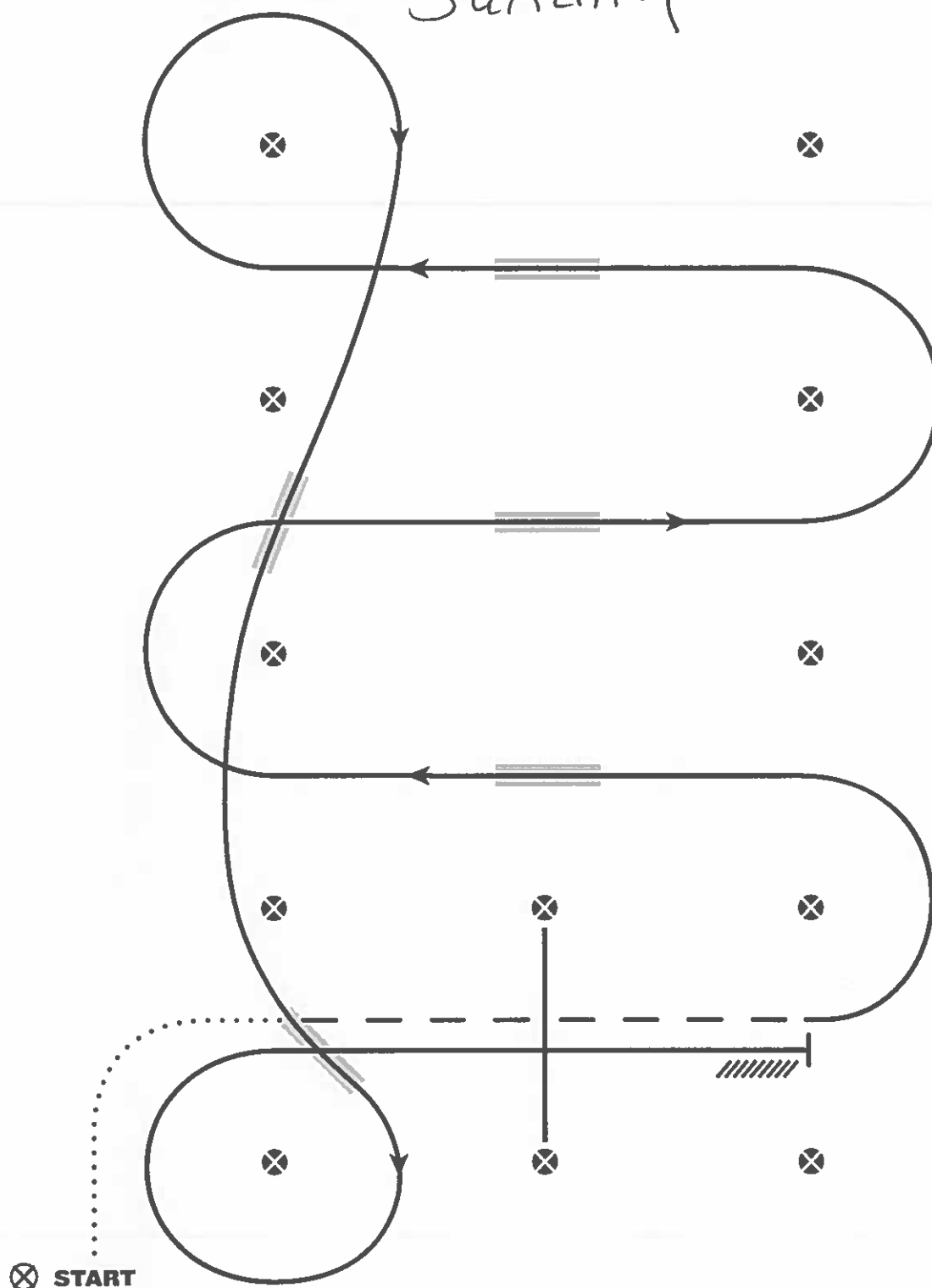
- I. Walk at least 15 feet from start cone to the first marker, as drawn, transition to jog, jog over log.
2. Transition to the lope right lead
3. First line change
4. Second line change
5. Third line change
6. Fourth line change
7. First crossing change
8. Second crossing change
9. Third crossing change
10. Lope over log
11. Lope, stop & back

LEVEL I WESTERN RIDING PATTERN 2

Sunday

LEGEND

.....	Walk
- - -	Jog
————	Lope
///////	Back
=====	Lead Changing Area

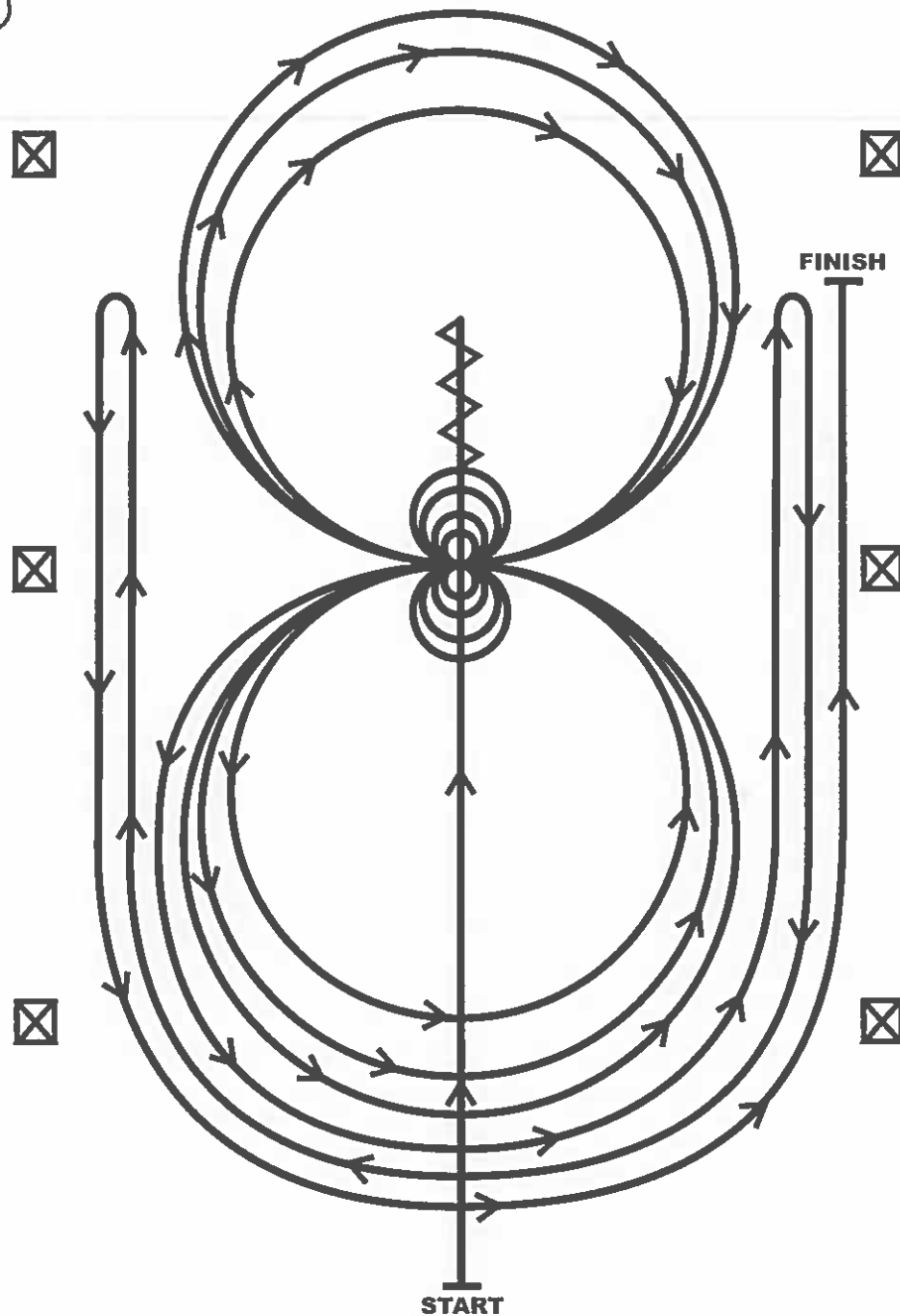


1. Walk at least 15 feet from start cone to the first marker, as drawn, transition to jog, jog over log.
2. Transition to the lope left lead
3. First crossing change
4. Second crossing change
5. Third crossing change
6. Circle & first line change
7. Second line change & circle
8. Lope over log
9. Stop & back

Sunday
All Reining
NJQHYA 2022
Show

Reining

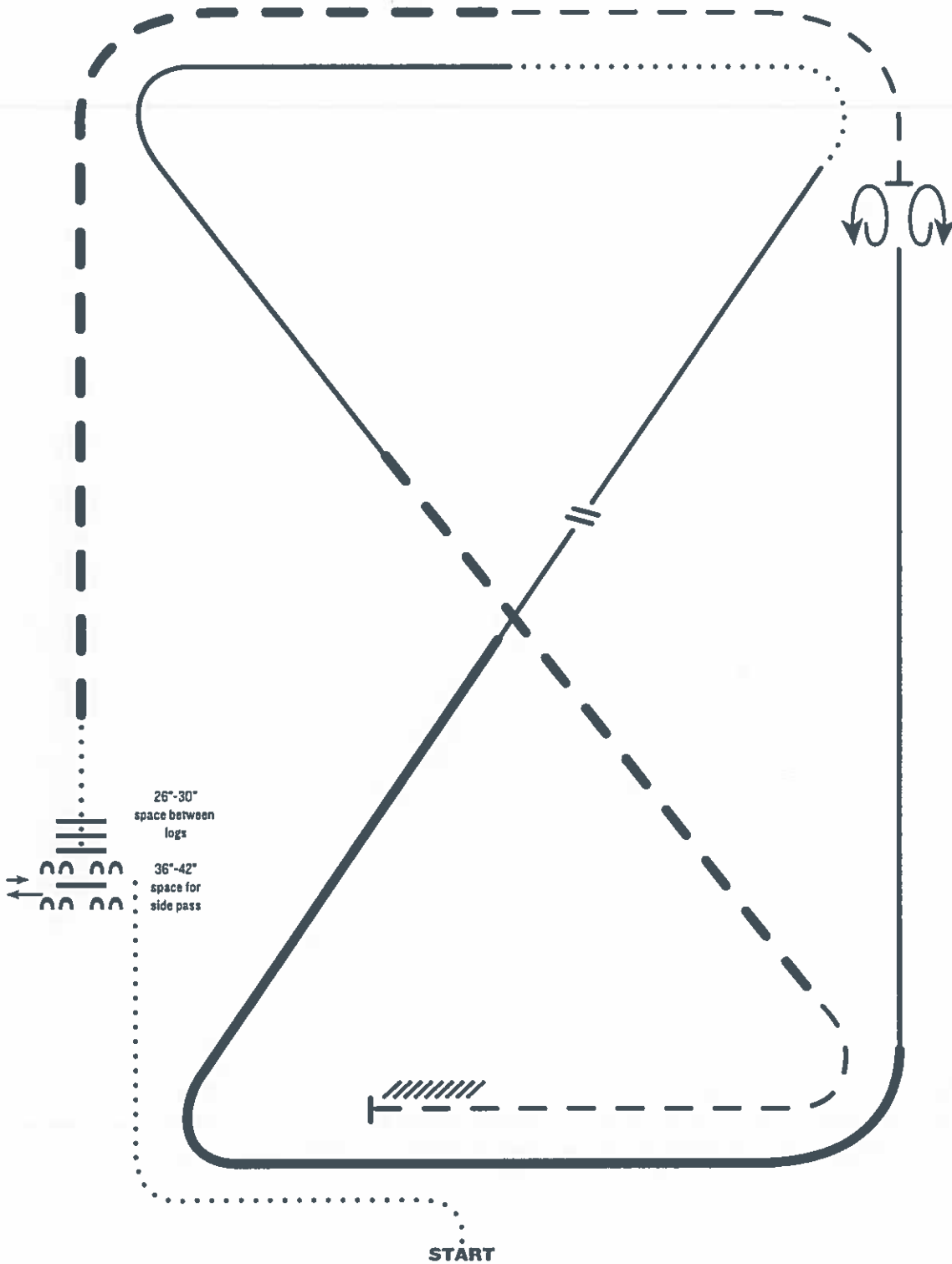
PATTERN #9



1. Run past the center marker and do a sliding stop. Back up to the center of the arena or at least ten feet (three meters). Hesitate.
2. Complete four spins to the right. Hesitate.
3. Complete four and one-quarter spins to the left so that horse is facing the left wall or fence. Hesitate.
4. Beginning on the left lead, complete three circles to the left: the first circle small and slow; the next two circles large and fast. Change leads at the center of the arena.
5. Complete three circles to the right: the first circle small and slow; the next two circles large and fast. Change leads at the center of the arena.
6. Begin a large circle to the left but do not close this circle. Run up the right side of the arena past the center marker and do a right rollback at least twenty feet (six meters) from the wall or fence—no hesitation.
7. Continue back around the previous circle but do not close this circle. Run up the left side of the arena past the center marker and do a left rollback at least twenty feet (six meters) from the wall or fence—no hesitation.
8. Continue back around previous circle but do not close this circle. Run up right side of the arena past the center marker and do a sliding stop at least twenty feet (six meters) from the wall or fence. Hesitate to demonstrate completion of the pattern.

NJQHYA
2022
Show

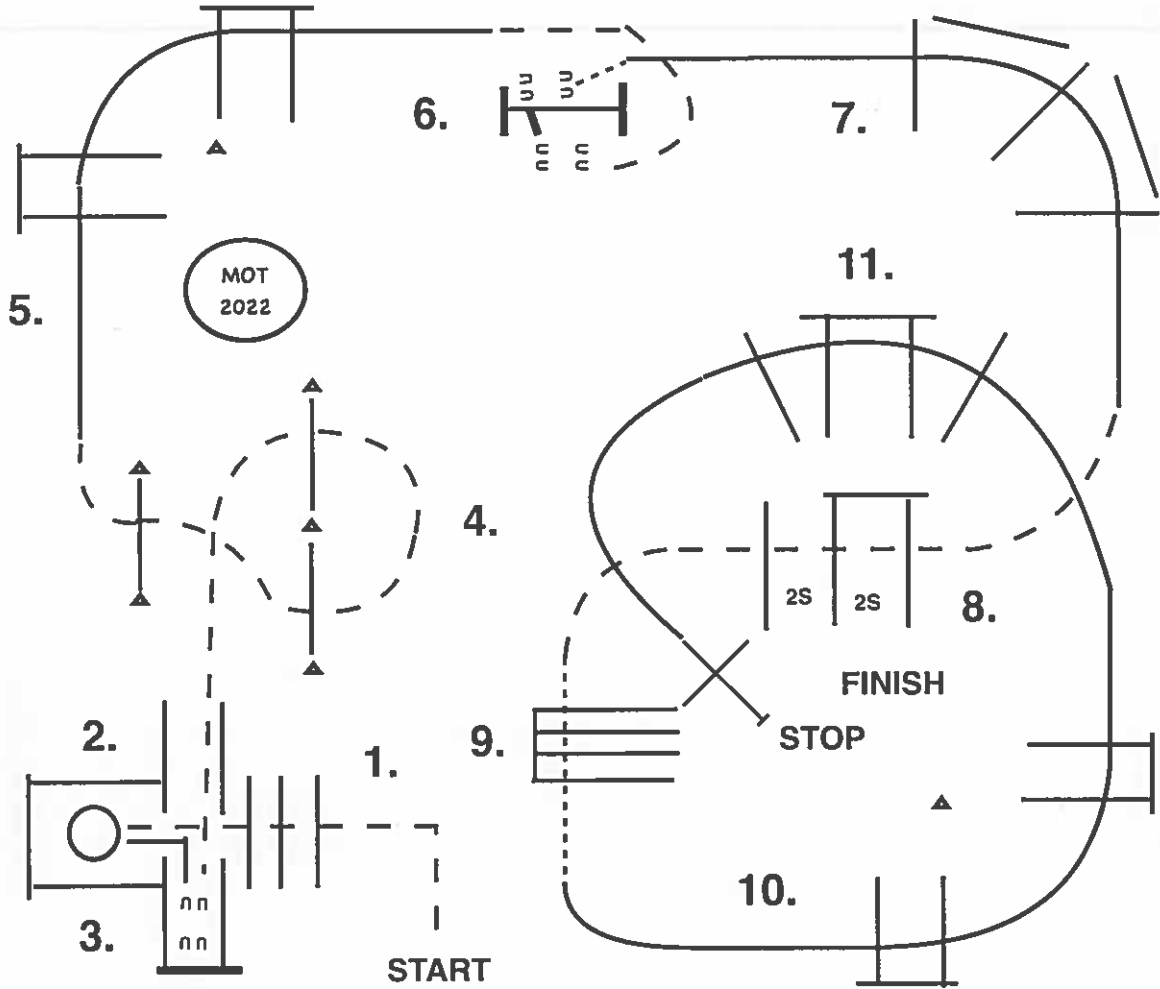
SUNDAY
Ranch Riding
All classes



1. Walk
2. Side pass left across first log, side pass 1/2 way to right
3. Walk over logs
4. Extended trot
5. Trot
6. Stop, 360 turn each direction (either direction 1st) (L-R or R-L)
7. Lope right lead
8. Extended lope right lead
9. Collect lope, change leads (simple or flying), continue lope left lead
10. Walk
11. Lope left lead
12. Extended trot
13. Trot
14. Stop and back

2022 AQHYA Show
--- SUNDAY

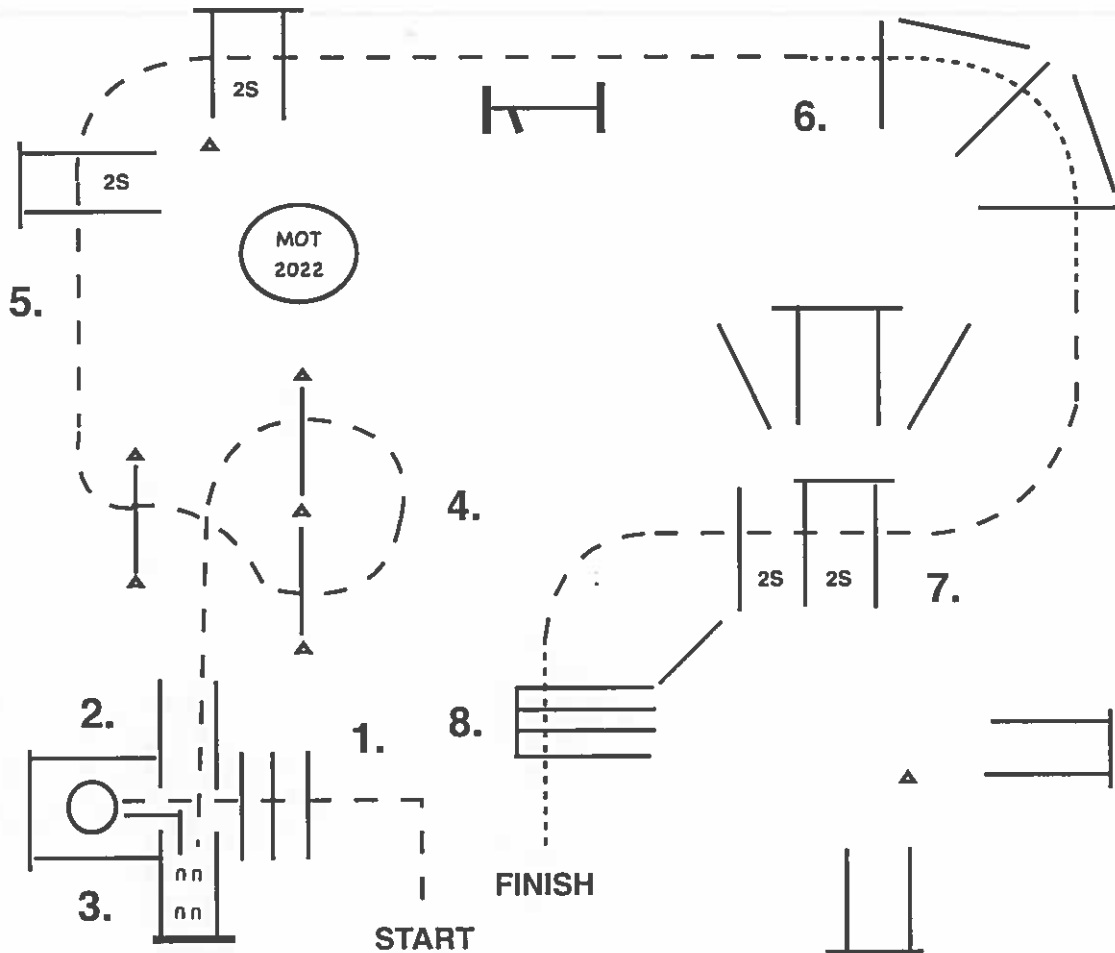
ALL TRAIL



1. JOG OVER POLES, JOG INTO BOX AND STOP.
2. EXECUTE A 360 TURN EITHER WAY.
3. BACK OUT BOX, BACK AROUND CORNER.
4. JOG OUT CHUTE, JOG OVER POLES, JOG AROUND MARKERS.
5. LOPE OVER POLES (RIGHT LEAD).
6. JOG UP TO GATE, GATE: WORK GATE RIGHT HAND.
7. YOU MAY WALK FORWARD, THEN LOPE OVER POLES (RIGHT LEAD).
8. BREAK TO THE JOG, JOG OVER POLES.
9. STOP OR BREAK TO THE WALK, WALK OVER POLES.
10. LOPE OVER POLES (LEFT LEAD).
11. LOPE OVER POLES (LEFT LEAD), THEN CONTINUE AND LOPE OVER LAST POLE (LEFT LEAD), AND STOP YOUR HORSE.

2022 NJQHYA Show
SUNDAY

SMALL FRY
& OPEN W/T



1. JOG OVER POLES, JOG INTO BOX AND STOP.
2. EXECUTE A 360 TURN EITHER WAY.
3. BACK OUT BOX, BACK AROUND CORNER.
4. JOG OUT CHUTE, JOG OVER POLES, JOG AROUND MARKERS.
5. JOG OVER POLES.
6. STOP OR BREAK TO THE WALK, WALK OVER POLES.
7. JOG OVER POLES.
8. STOP OR BREAK TO THE WALK, WALK OVER POLES.